



Manufactured in the USA - IBEW



TSC Model

Track Current Limiters



5 Holt Drive,
Stony Point, NY 10980
845-947-3034
info@tslight.com

Times Square Track Current Limiters are designed to provide an answer to energy limitations on wattage-per-foot requirements for lighting track installations. Some newer energy codes set a rating of 30 to 70 watts per linear foot of track irrespective of the actual wattage that is meant to be used on the track, unless a current limiting device is permanently installed between the track and the line feeding it. Times Square current limiters are available in over 12 different current ratings.

Available in black, white and silver finishes. Custom colors are available by request and at an additional charge.

Features

- Available with ratings from 1-10, 12 and 15 Amps (others available as special order), 120 & 277 Volts
- Feed only or feed through design (surface/pendant mount only)
- Available for use with commercial or specification grade track
- Linear G Series specification grade limiters will fit into recessed track sleeves

Ordering Matrix

MODEL	TRACK TYPE			FEED STYLE
TSC	L Comm Grade 1 Ckt 120 Volts T Spec Grade 2 Ckt 120 Volts G-Series A Spec Grade 2 Ckt 277 Volts G-Series X Spec Grade 3 Ckt 120 Volts G-Series Z Spec Grade 2 Ckt 120V w/ Data Bus SpecTrack Y Spec Grade 2 Ckt 277V w/ Data Bus SpecTrack			E End Feed F Feed Thru R Linear N 90° Feed Thru
COLOR	1ST CKT BREAKER	2ND CKT BREAKER (IF REQUIRED)	3RD CKT BREAKER (IF REQUIRED)	
B Black W White S Silver C Custom	1 1 Amp 2 2 Amp 3 3 Amp etc.*	1 1 Amp 2 2 Amp 3 3 Amp etc.*	1 1 Amp 2 2 Amp 3 3 Amp etc.*	

* Also available as standard: 4-10, 12 and 15. Other ratings available as special order - consult factory

** Not available in linear configuration

† Not available in feed through or 90° configuration when outfitted with 3 Ckt Breaker

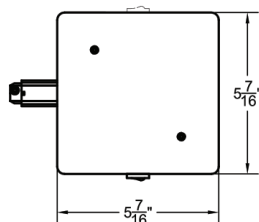
Desired Wattage	Ckt Rating (Amps)	Desired Wattage	Ckt Rating (Amps)	Desired Wattage	Ckt Rating (Amps)
120	1	600	5	1080	9
240	2	720	6	1200	10
360	3	840	7	1440	12
480	4	960	8	1800	15

Example: TSC-L-E-B-1-1

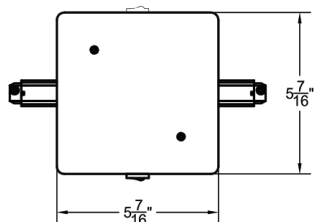
TSC-_____ - _____ - _____ - _____ - _____ - _____

* Specification sheets are subject to change without notice.

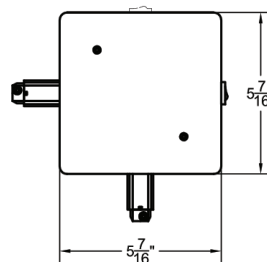
Specification Grade and Commercial Grade Surface/Pendant Mount Current Limiter with Live End Connector, 120V



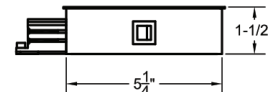
Specification Grade and Commercial Grade Surface/Pendant Mount Current Limiter with feed through Live End Connectors, 120V



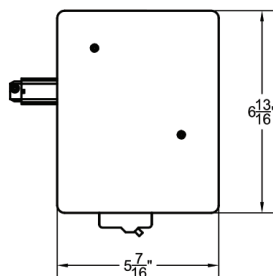
Specification Grade and Commercial Grade Surface/Pendant Mount Current Limiter with feed through Live End Connectors in a 90° configuration, 120V



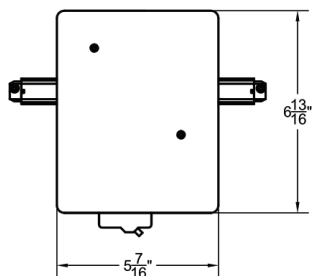
Side view of Specification Grade and Commercial Grade Surface/Pendant Mount Current Limiter, 120V



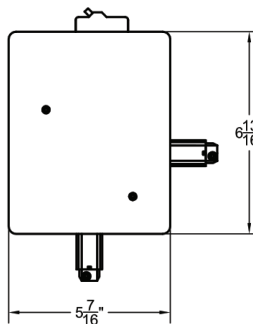
Specification Grade and Commercial Grade Surface/Pendant Mount Current Limiter with Live End Connector, 277V



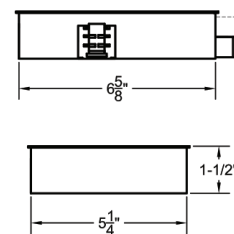
Specification Grade and Commercial Grade Surface/Pendant Mount Current Limiter with feed through Live End Connectors, 277V



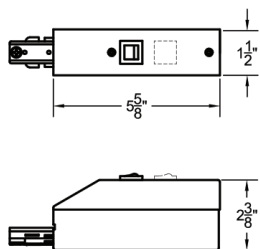
Specification Grade and Commercial Grade Surface/Pendant Mount Current Limiter with feed through Live End Connectors in a 90° configuration, 277V



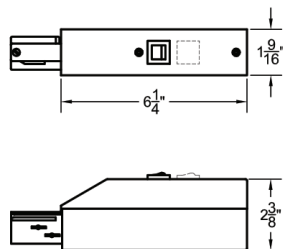
Side view of Specification Grade and Commercial Grade Surface/Pendant Mount Current Limiter, 277V



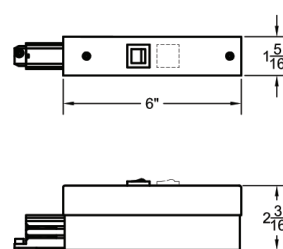
Commercial Grade Linear Surface Mount Current Limiter with Live End Connector, 120V



E Series Specification Grade Linear Surface/Recessed Mount Current Limiter with Live End Connector, 120V



G Series Specification Grade Linear Surface/Recessed Mount Current Limiter with Live End Connector, 120V



Notes on Factory Wiring Schemes (all Factory Wiring Schemes are field changeable):

1. 2 circuit units with one circuit breaker will be factory wired with both circuits on the single breaker.
2. 3 circuit units with one circuit breaker will be factory wired with all circuits on the single breaker.
3. 3 circuit units with two circuit breakers will be factory wired with circuit #1 on the first breaker, circuit #2 on the second breaker, and circuit #3 will be unwired.
4. 2 and 3 circuit units with two circuit breakers of different value will be factory wired with the larger value breaker on circuit #1.
5. 3 circuit units with three circuit breakers of different value will be factory wired with the larger value breaker on circuit #1, and with the middle value breaker on circuit #2.
6. 3 circuit units with two circuit breakers of a same higher value and one of a lower value will be factory wired with the lower value breaker on circuit #3.
7. 3 circuit units with two circuit breakers of a same lower value and one of a higher value will be factory wired with the higher value breaker on circuit #1.