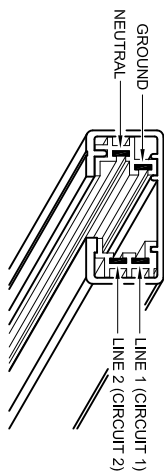
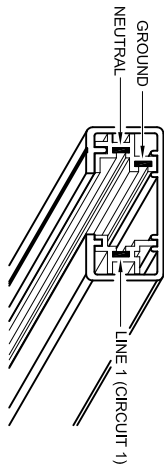


TIMES SQUARE LIGHTING INC.

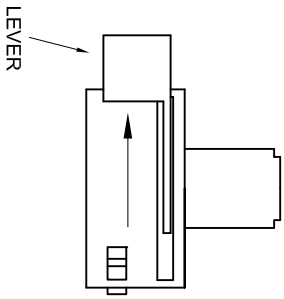
Times Square Lighting, Inc. 5 Holt Drive, Stony Point, NY 10980
 845-947-3034 FAX: 845-947-3047 www.tslight.com

AD5

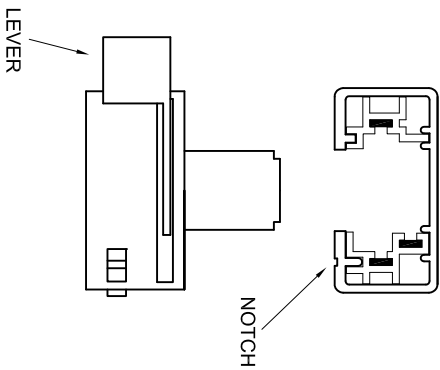
THESE INSTRUCTIONS ARE FOR THE PROPER INSTALLATION & USE OF THE AD5 TRACK ADAPTER. SPECIAL NOTE: THIS TRACK ADAPTER MAY BE INSTALLED ON SINGLE OR TWO CIRCUIT TRACK, BUT WILL ONLY FUNCTION ON CIRCUIT 1!



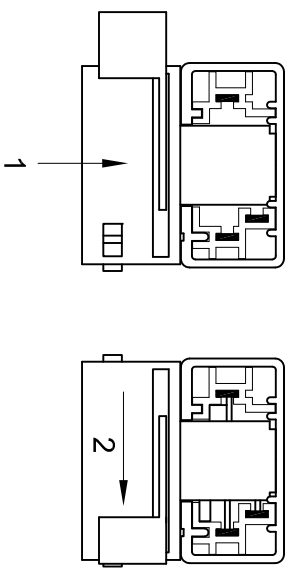
STEP 1:
 Rotate the lever such that all of the contacts are completely retracted into the adapter.



STEP 2:
CAUTION! FAILURE TO FOLLOW THIS STEP EXACTLY MAY PERMANENTLY DAMAGE THE ADAPTER!
 Align the track adapter such that the LEVER is on the OPPOSITE SIDE of the track as the NOTCH.



STEP 3:
 Insert the adapter fully into the track and rotate the lever to the right until the lever "clicks" into place.



STEP 4:
 The fixture can now be energized or de-energized using the switch on the side of the adapter.

