


Manufactured in the USA - IBEW



Features

- Available in 1 to 4-light linear configurations
- 10°, 20°, 40° or 60° field-changeable reflectors
- Tunable range: 1650 - 8000K
- 90+ CRI
- Dimmable from 100 - 1% at constant CCT
- L70>50,000 hours
- Blends into the ceiling and can be installed with or without trim
- Each LED is individually mounted for pan and tilt
- Accepts a variety of lenses and accessories
- Adjustable trim with torsion springs for ceilings up to 2" thick
- Adjustable butterfly mounting brackets included (additional mounting hardware provided by others)
- Fully enclosed wiring compartment
- Black, white and silver trims available - custom colors upon request
- Color gamut control: gradients of saturated colors from 1 - 100% can be added to color points
- Compatible with 0 - 10V wired controls
- Meets FCR 47 CFR Part 15/18 Requirements
- 90-305 VAC, 50/60 Hz



*Specification sheets are subject to change without notice.

CT20R

Color Mixed Recessed Fixture



5 Holt Drive,
Stony Point, NY 10980
845-947-3034
info@tslight.com



The CT20R is a color tuning, variable white fixture. It features high color rendering across a broad range of color temperatures, and the ability to add saturation and hue to your space. Think of it as a color palette to transform your environment, giving you the ability to paint the environment with rich color. The high quality variable white is perfect for retail, museum or hospitality settings.

It can be operated with a variety of control options, including DMX or RDM, 0-10V controllers, Lutron control systems or Bluetooth.

Control

- Protocol: DMX/RDM, Lutron Ecosystem, 010V or Bluetooth
- 4 DMX Channels
- Input: 5-pin XLR Male, Ethercon, or WAGO Connectors
- Output: 5-pin XLR Female, Ethercon, or WAGO Connectors
- Color Preset can be saved

# of Lamps	Total Wattage	Delivered Lumen
CT20R-1	30W	1900
CT20R-2	60W	3800
CT20R-3	90W	5700
CT20R-4	120W	7600

Ordering Matrix

Model	# of Lamps	Inside Finish	Trim Finish	Reflector	Data Cabling	Dimming*
CT20R	1 = 1-Linear 2 = 2-Linear 3 = 3-Linear 4 = 4-Linear	B = Black W = White S = Silver CC = Custom	B = Black W = White S = Silver CC = Custom	10 = 10° 20 = 20° 40 = 40° 60 = 60°	XL5 = 5-pin XLR RJ = RJ45 Termination PG = Pigtail for splice termination	DX = DMX/RDM ECO = Lutron Ecosystem 010 = 010V Dimming

* Maximum Ambient temperature: 40°C

Example: CT20R-2-B-B-40-XL5-DX

CT20R-_____

1-Linear CT20R-1



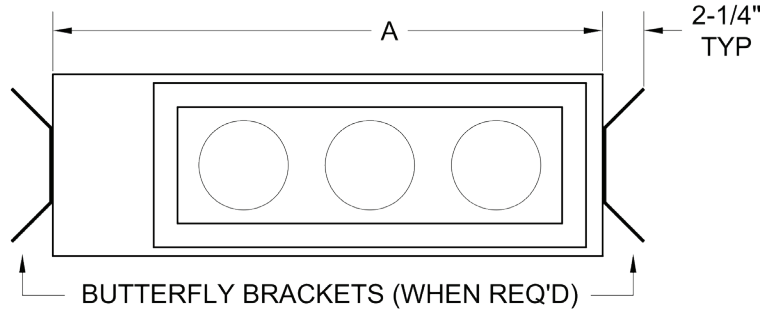
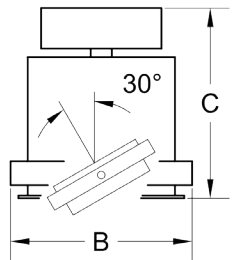
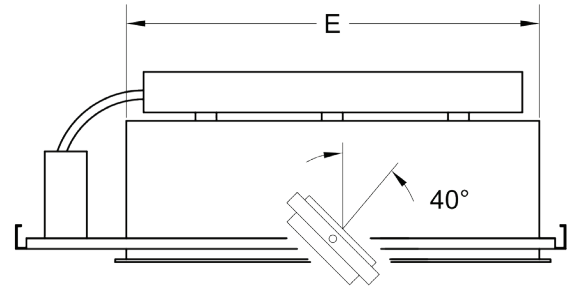
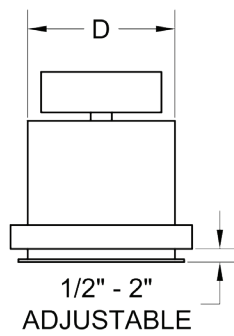
2-Linear CT20R-2



3-Linear CT20R-3



4-Linear CT20R-4



Model #	Length	Width	Height	Ceiling Cut-Out	
	(A)	(B)	(C)	(D)	(E)
CT20R-1	14 ³ / ₈ "	8 ⁵ / ₈ "	9 ⁵ / ₈ "	7 ¹ / ₈ "	8"
CT20R-2	20 ¹ / ₄ "	8 ⁵ / ₈ "	9 ⁵ / ₈ "	7 ¹ / ₈ "	14"
CT20R-3	26 ¹ / ₈ "	8 ⁵ / ₈ "	9 ⁵ / ₈ "	7 ¹ / ₈ "	20"
CT20R-4	32 1 ¹ / ₈ "	8 ⁵ / ₈ "	9 ⁵ / ₈ "	7 ¹ / ₈ "	25 ³ / ₄ "

Accessories

- LV18** Louver
- DF22** Dichroic Color Filter
- GF22-600** 5°x50° Linear Lens
- GF22-601** Beam Softener
- GF22-673** 50°x50° Spread Lens
- X00517** Glass / Dichroic Filter

NOTE: These fixtures are not IC or Chicago Plenum Rated.