

CHELSEA RECESSED

PATTERN & FRAMING PROJECTOR



5 Holt Drive,
Stony Point, NY 10980
845-947-3034
www.tslight.com

The Chelsea Recessed is a compact framing and gobo projector. Producing a crisp beam of light, it is perfect for illuminating artwork or projecting a pattern. The unit is attached to a pantograph, which allows for a wide aiming range. A wide range of dimming, color and voltage options are available.

Manufactured in the USA - IBEW



Features

- 100-277 Volt available
- 50,000 hour lamp life
- Framing shutters included
- Stock or custom, steel or glass patterns
- Dimmable (optional)
- Numerous accessories available
- Pantagraph allows for wide range of aiming angles.

Construction

- Aluminium and steel pattern and framing projector with black, white or silver finish
- Accessory slot for color glass
- Internal framing shutters
- Accepts Z-size glass or metal gobo
- Accepts up to 2 accessories

Optics

- 19°, 26°, 36° and 50° Lens Tube available

Electrical

- 21 watt power consumption
- Integral electronic driver
- Meets FCC 47 CFR Part 15/18 Requirements

LED

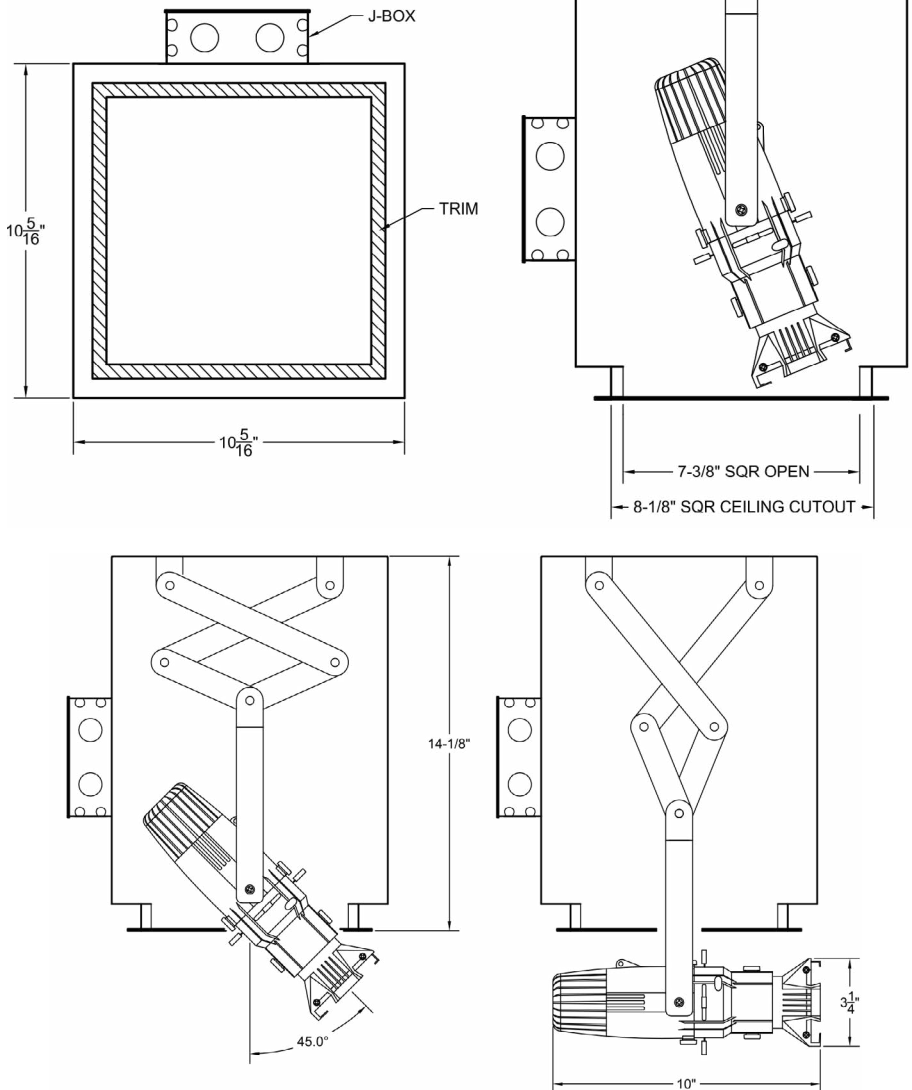
- Color Temperature: 3200K
- CRI: 90
- No UV or IR

Dimming

- Trailing edge (ELV): 120V
- Leading edge (Triac): 120V
- 0-10V: 120-277V

Trim

- Available as black, white or custom color.



MODEL	INSIDE FINISH	TRIM FINISH	FIXTURE FINISH	VOLTAGE
LED2IPR	B = Black W = White	B = Black W = White	B = Black W = White	120 277
OPTICS	DIMMING*		ACCESSORIES	
19 = 19° 26 = 26° 36 = 36° 50 = 50°	TE = Trailing Edge (120V Only) LE = Leading Edge (120V Only) ND = Non-Dimming 010 = 0-10V DMX = DMX Basic		See Accessory Options.	

Maximum ambient temperature: 35°C
Maximum operating angle: 45° from vertical

* See "Notes on Dimming" on reverse

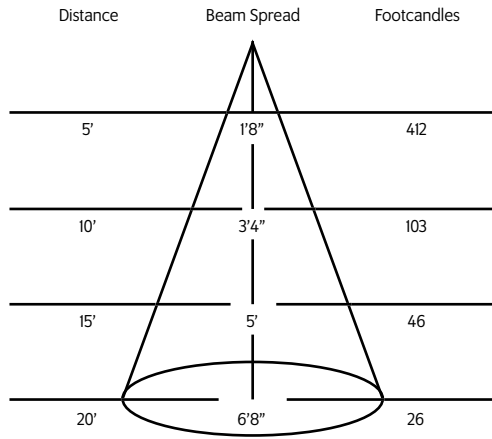
Example: LED2IPR-B-W-B-120-19-010

LED2IPR- _____ - _____ - _____ - _____ - _____

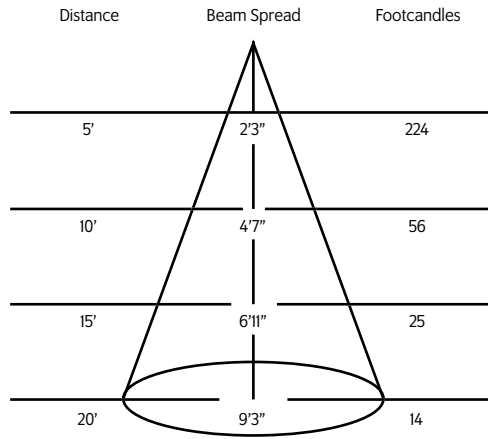
* Specification sheets are subject to change without notice.

Photometric Data

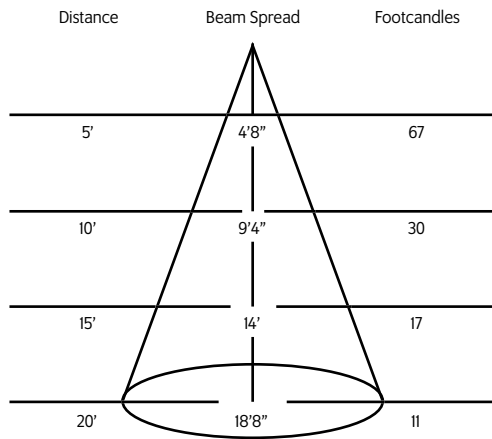
19° LENS TUBE



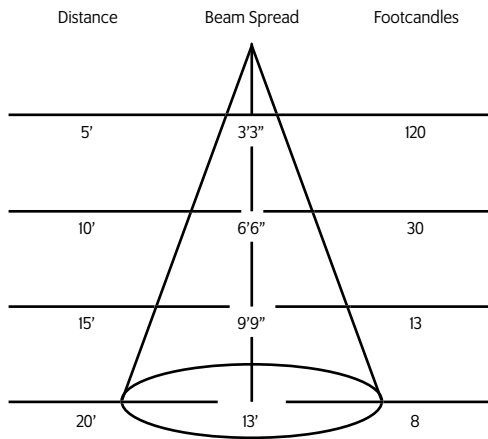
26° LENS TUBE



50° LENS TUBE



36° LENS TUBE



Accessories

SPI	Stock Pattern Steel
CPI	Custom Steel Pattern
PH2	Pattern Holder
CC18	Coiled Cord
4MCF	Color Frame
4MTH	Top Hat
4MTHS	Top Hat Short
4MHH	Half Hat
4MHHS	Half Hat Short
4MDN	Donut

Patterns

For standard and custom patterns please see the pattern specification sheet.



[Click here to download pattern datasheet.](#)

* For notes on dimming, please [click here](#).