



Manufactured in the USA - IBEW



**LED**

- 9° SORAA lamp included - use snaps to change the beam angle.
- Color temp options: 2700K, 3000K, 4000K
- CRI: 85 or 95
- No UV or IR

**Dimming\***

- Trailing edge (ELV)
- Leading edge (Triac)

# C4M

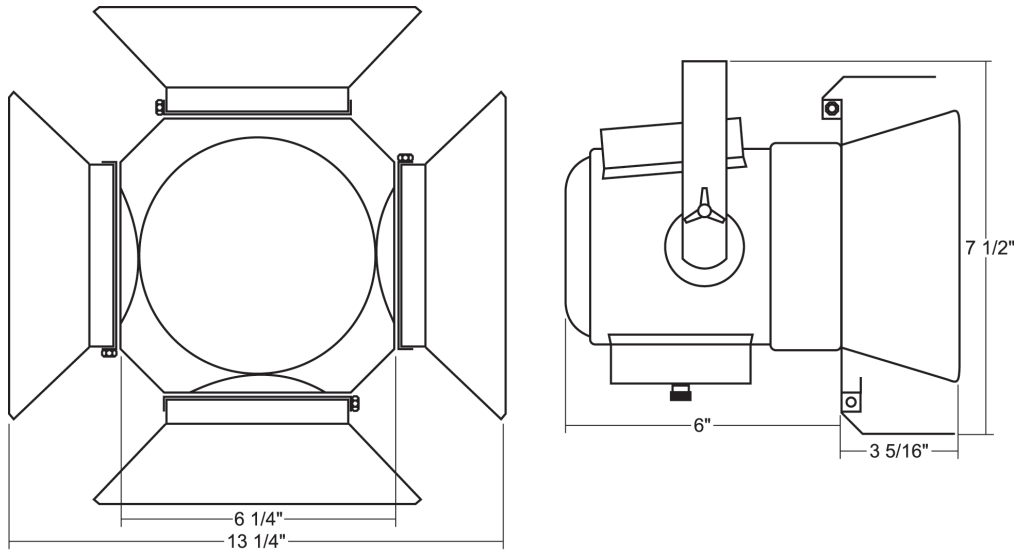
18.5W PAR30 LED



5 Holt Drive,  
Stony Point, NY 10980  
845-947-3034  
info@tslight.com

The C4M is a compact, theatrical style unit designed PAR30 LED lamps. The C4M is ideal for lighting in galleries, museums and retail applications. Equipped with 4-way locking barn doors to control light spill and an internal accessory holder that accepts louvers and filters. Available in standard black, white and silver finishes. Custom colors are available by request and at an additional charge.

By utilizing Soraa's Snap System, there are unlimited possibilities for customizing this fixture. Options include the ability to field change the beam angle (Beam Spreader Snap), alter color temperature (CTO Snap), or to add a louver. Color Snaps can be used to produce brilliant hues of any color that Rosco or Lee offer.



**Features**

- Numerous mounting options and accessories
- Weight: 2.7 lbs

Lamp Type	Watts	CRI	Lumens*
Brilliant	18.5	85 (R9=0)	1280
Vivid	18.5	95 (R9=95)	1000

\* Lumens vary depending on color temperature – results for 3000K lamp used above


**Ordering Matrix**

Model	CRI	Color Temperature	Color	Mounting Options	Accessories
C4M	95 85	27 = 2700K 30 = 3000K	B = Black W = White S = Silver CC = Custom Color	See Mounting Options	See Accessory Options

\* All fixtures sold with 9° beam angle lamps - use Beam Spreaders to achieve desired angle.

**Example:** C4M-95-27-B-AD1-01145

C4M - \_\_\_\_\_ - \_\_\_\_\_ - \_\_\_\_\_ - \_\_\_\_\_ - \_\_\_\_\_

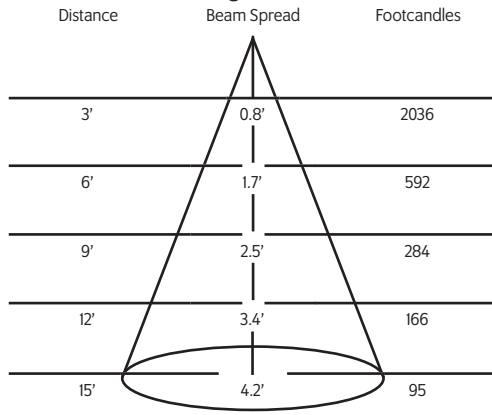


Snap Lenses

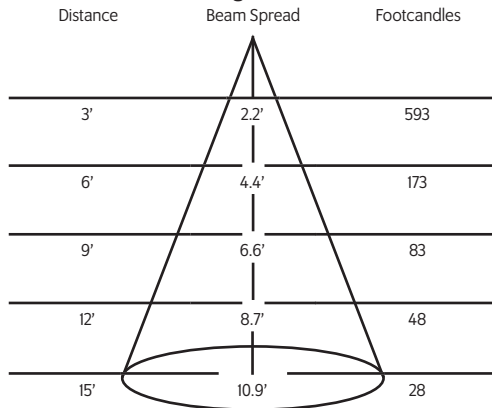
\* Specification sheets are subject to change without notice.

## Photometrics

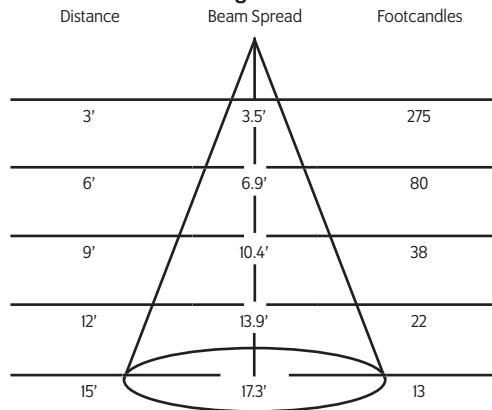
### 9° Degree Beam



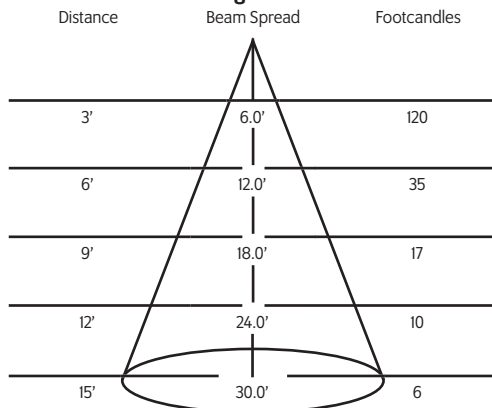
### 25° Degree Beam



### 36° Degree Beam



### 60° Degree Beam



\* Testing done on 3000K unit: Lumen output changes based on color temperature.

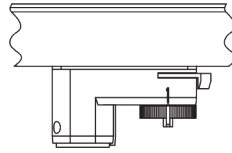
## Mounting Options

**ADI** Track Adapter for commercial grade 1 & 2 circuit track. 120V. For use with lightweight fixtures.

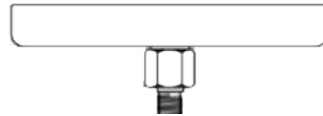
**TA1** Track adapter for E-Series specification grade track. 1 circuit. 120V.

**TA2** Track adapter for G-Series specification grade 2-circuit track. 120V.

**TA3** Track adapter for G-Series specification grade 3-circuit track. 120V.



**CM4** Canopy Mount



**US1** 6<sup>5</sup>/<sub>16</sub>" x 1<sup>1</sup>/<sub>2</sub>" Unistrut Adapter

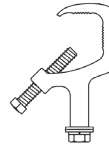


**TB4** 6<sup>1</sup>/<sub>4</sub>" Portable wall mount/table base floor, wall or table use.



**MC** Light duty pipe clamp for small fixtures. For pipes up to 1<sup>5</sup>/<sub>16</sub>" O.D.

**MN** Medium duty pipe clamp for small to large fixtures. For pipes up to 2" O.D.



## Accessories

<b>LV17</b>	Louver
<b>CF17</b>	Color Frame
<b>GF17</b>	Glass Color Filter
<b>DF17</b>	Dichroic Color Filter
<b>GF17-600</b>	5°x50° Linear Lens
<b>GF17-601</b>	Beam Softener
<b>GF17-673</b>	50°x50° Spread Lens
<b>GF17-703</b>	UV Blocking Filter
<b>CC18</b>	Coiled Cord
<b>SC-24</b>	Safety Cable
<b>IP</b>	Integral Dimmer

## Snap Accessories

<b>01145</b>	25° Beam Spreader Snap
<b>01147</b>	36° Beam Spreader Snap
<b>01149</b>	60° Beam Spreader Snap
<b>01595</b>	10°-36° Linear Snap
<b>03261</b>	10°-60° Linear Snap
<b>01597</b>	36°x36° Flat Top Snap
<b>01151</b>	40° Cutoff Louver
<b>03257</b>	20° Maximum Deflection Snap
<b>01153</b>	¼ Color Temperature Shift Snap
<b>01155</b>	½ Color Temperature Shift Snap
<b>01157</b>	¾ Color Temperature Shift Snap
<b>03283</b>	Enhance Snap
<b>02185-C</b>	Color Snap (Specify Color)
<b>CC18</b>	Coil Cord

## Extension Wands

<b>SP 12</b>	12" Stem
<b>SP 18</b>	18" Stem
<b>SP 24</b>	24" Stem
<b>SP X</b>	Custom Length

## Finish

<b>B</b>	Black
<b>W</b>	White
<b>S</b>	Silver
<b>CC</b>	Custom Color