



# PAR30 Short Neck

SORAA LED



5 Holt Drive,  
Stony Point, NY 10980  
845-947-3034  
info@tslight.com

A classic Times Square Lighting style bell can, modified with additional ventilation for a Soraa LED lamp. It is compact and durable, perfect for demanding interior spaces such as museums, exhibits and retail environments.

By utilizing Soraa's Snap System, there are unlimited possibilities for customizing this fixture. Options include the ability to field change the beam angle (Beam Spreader Snap), alter color temperature (CTO Snap), or to add a louver. Color Snaps can be used to produce brilliant hues of most colors that Rosco or Lee offer.

The Enhance Lens Snap can increase the vividness of warm colors (including red, orange and pink and greens). Aim Snaps can bend the beam to a maximum deflection angle of 20°. Linear Snap Lenses can alter the beam to act as a wall wash.


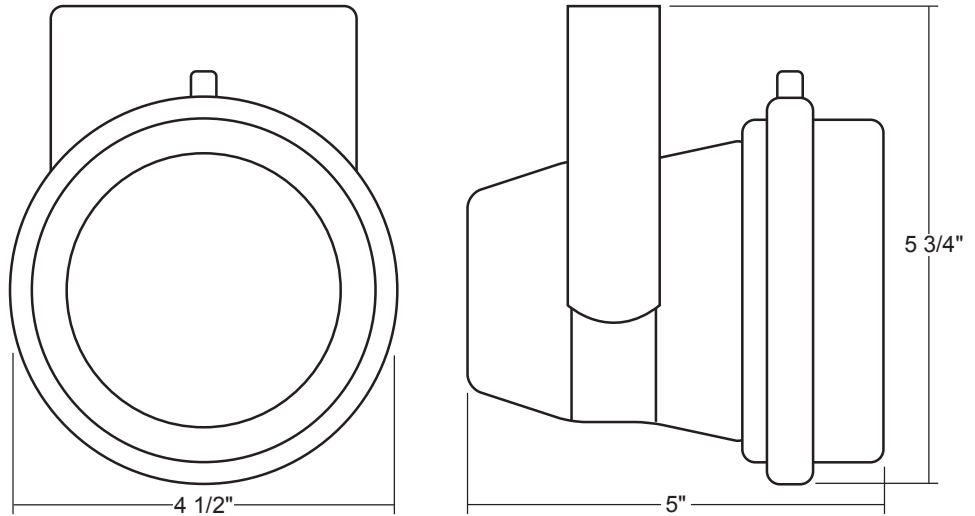
Additional fixture features include an internal self-locking yoke, adjustable head and hinged front for easy re-lamping. Internal accessory holder accepts louvers, barndoors, hoods and a variety of filters. Available in standard black, white and silver finishes. Custom colors are available by request and at an additional charge.

Manufactured in the USA - IBEW



## Features:

- Performance equivalent to 75W halogen PAR lamp
- Internal self-locking yoke
- Internal accessory holder
- Numerous mounting options
- Industry leading lumen maintenance and color point stability
- ELV and Triac Dimmable.



Snap Lenses

\*Specification sheets are subject to change without notice.

Lamp Type	Watts	CRI	Lumens*
Brilliant	18.5	90 (R9=50)	1230
Vivid	18.5	95 (R9=95)	1000

\*Lumens vary depending on color temperature - results for 3000K lamp used above.

## Ordering Matrix

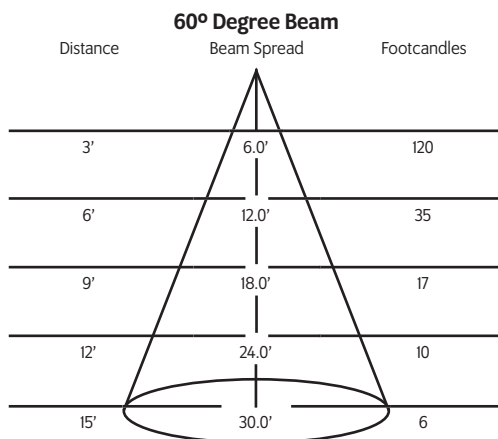
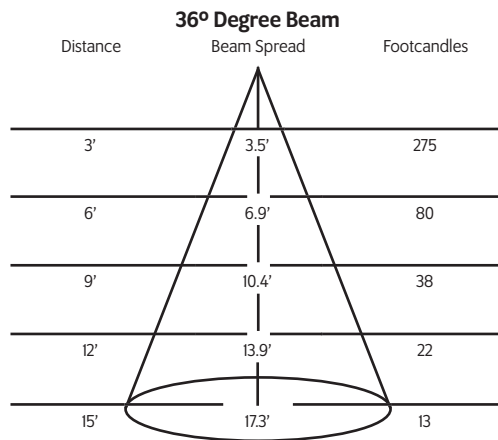
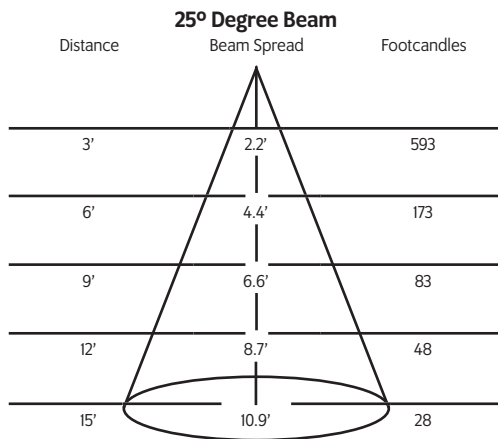
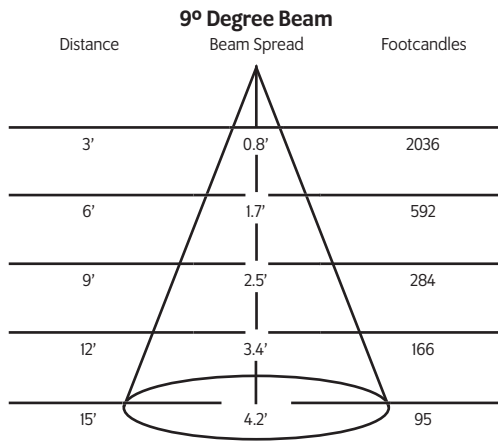
Model	CRI	Color Temperature	Color	Mounting Options	Accessories
S30	90 95	27 = 2700K 30 = 3000K	B=Black W=White S=Silver CC=Custom Color	See Mounting Options for Ordering Codes	See Accessory Options for Ordering Codes

\*All fixtures sold with 10° beam angle lamps – use Beam Spreaders to achieve desired angle.

Example: S30-9527-B-AD1-LV6

S30-\_\_\_\_\_ - \_\_\_\_\_ - \_\_\_\_\_ - \_\_\_\_\_

## Photometric Data



\* Testing done on 3000K unit: Lumen output changes based on color temperature.

## Mounting Options

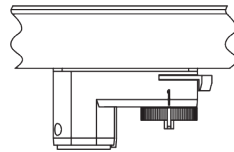
**AD1**  
Track Adapter for commercial grade 1 & 2 circuit track. 120V. For use with lightweight fixtures.

**T1**  
Track Adapter for commercial grade 1 & 2 circuit track. 120V. For use with larger, heavier fixtures.

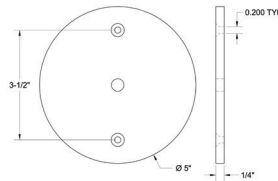
**TA1**  
Track adapter for E-Series specification grade 1-Circuit track. 120V.

**TA2**  
Track adapter for G-Series specification grade 2-circuit track. 120V.

**TA3**  
Track adapter for G-Series specification grade 3-circuit track. 120V.



**CM1**  
Low profile canopy for permanent mounting on standard 4" electrical boxes.



**US1**  
6 5/8" x 1 1/2" Unistrut Adapter

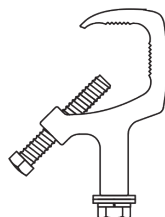


**TB4**  
6 1/4" Portable wall mount/table base floor, wall or table use.



**MC**  
Light duty pipe clamp for small fixtures. For pipes up to 1 5/16" O.D.

**MN**  
Medium duty pipe clamp for small to large fixtures. For pipes up to 2" O.D.



## Snap Accessories

- 01145** 25° Beam Spreader Snap
- 01147** 36° Beam Spreader Snap
- 01149** 60° Beam Spreader Snap
- 01595** 10°-36° Linear Snap
- 03261** 10°-60° Linear Snap
- 01597** 36°X36° Flat Top Snap
- 01151** 40° Cutoff Louver
- 03257** 20° Maximum Deflection Snap
- 01153** 1/4 Color Temperature Shift Snap
- 01155** 1/2 Color Temperature Shift Snap
- 01157** 3/4 Color Temperature Shift Snap
- 03283** Enhance Snap
- 02185-C** Color Snap (Specify Color)

## Fixture Accessories

- LV6** Louver
- XL6** Cross Baffle Louver
- BD10** Barndoor
- HD6** Hood
- XH6** Cross Baffle Hood
- CC18** Coiled Cord
- SC-24** Safety Cable
- WL** Wrench Locking
- IP** Integral Pot Dimming

## IES Files

Visit [tslight.com](http://tslight.com) to find comprehensive IES data.

## Connector/Plug Types (Optional)

- ED** Edison Connector
- TL** Twist Lock Connector
- SP** Storage Pin Connector