



Manufactured in the USA - IBEW

PRODUCT LISTED
BY A NATIONALLY
RECOGNIZED
TESTING
LABORATORY



SORAA
Simply Perfect Light™

LED


- 10° SORAA lamp included - use snaps to change the beam angle.
- Color temp options: 2700K and 3000K
- CRI: 90 or 95
- No UV or IR

Dimming*

- Trailing edge (ELV)
- Leading edge (Triac)

Construction

- Extruded aluminum housing with black, white or silver finish
- 0-180° tilt, 360° rotation
- Locking yoke
- Accepts accessories
- Weight: 1.5 lbs.



Snap Lenses

*Specification sheets are subject to change without notice.

GU10

SORAA LED



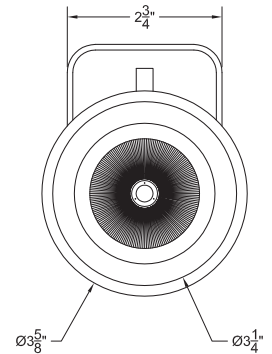
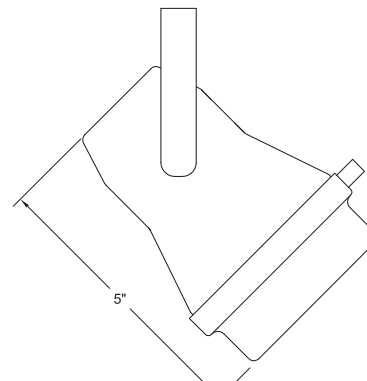
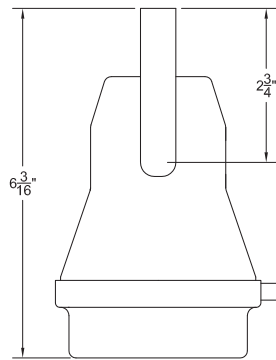
5 Holt Drive,
Stony Point, NY 10980
845-947-3034
info@tlight.com

A clean fixture design that will blend into most architectural spaces. The hinged front is easily opened accepting any combination of filters, louvers and other accessories. Available in various color temperatures and beam spreads.

Comes in Standard Black, white or silver finishes. Custom colors available upon request.

Features:

- Accepts 7.5W, GU10 Soraa LED Module
- CRI 90, 95
- No UV or IR
- Internal self-locking yoke
- Numerous mounting options and accessories
- Dimmable



Lamp Type	Watts	CRI	Lumens*
Brilliant	7.5	90 (R9=0)	600
Vivid	7.5	95 (R9=95)	410

*Lumens vary depending on color temperature - results for 3000K lamp used above.

Ordering Matrix

Model	CRI	Color Temperature	Color	Mounting Options	Accessories
TSGU*	90 95	27 = 2700K 30 = 3000K	B=Black W=White S=Silver CC=Custom Color	See Mounting Options for Ordering Codes	See Accessory Options for Ordering Codes

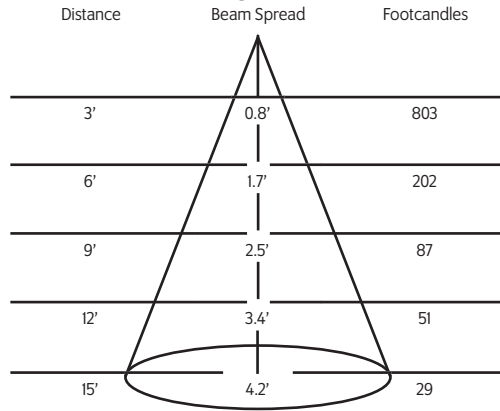
*Comes with 10° SORAA lamp.

Example: TSGU-95-27-B-ADI-LV3

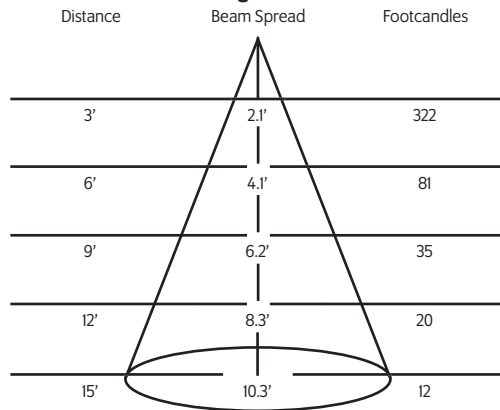
TSGU-_____-_____-_____-_____-_____-_____

Photometric Data

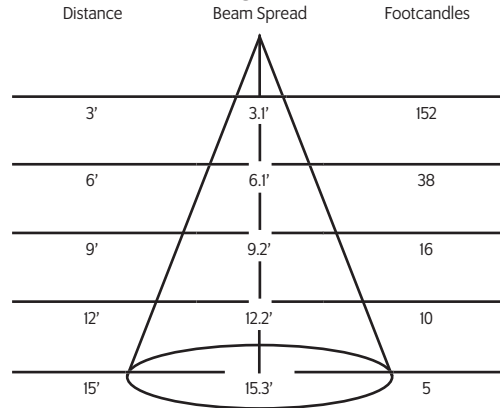
10° Degree Beam



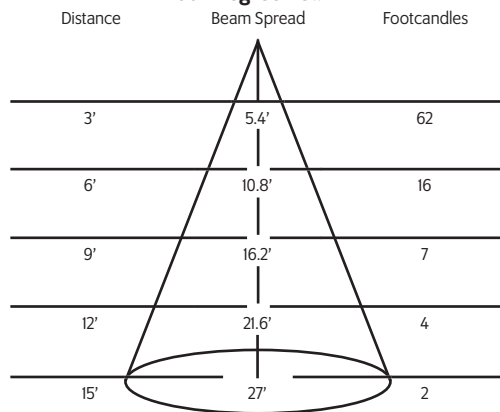
25° Degree Beam



36° Degree Beam



60° Degree Beam



* Calculated with a 3000K 80 CRI lamp.

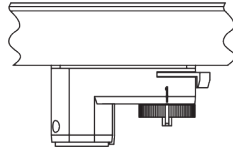
Mounting Options

AD1 Track Adapter for commercial grade 1 & 2 circuit track. 120V. For use with lightweight fixtures.

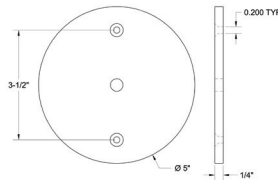
TA1 Track adapter for E-Series specification grade 1-Circuit track. 120V.

TA2 Track adapter for G-Series specification grade 2-circuit track. 120V.

TA3 Track adapter for G-Series specification grade 3-circuit track. 120V.



CM1 Canopy Mount

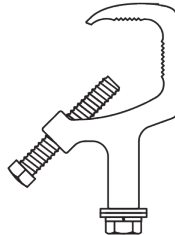


US1 6⁵/₈" x 1¹/₂" Unistrut Adapter



MC Light duty pipe clamp for small fixtures. For pipes up to 15/16" O.D.

MN Medium duty pipe clamp for small to large fixtures. For pipes up to 2" O.D.



Accessories

LV3	Louwer
XL3	Cross Baffle Louwer
BD3	Barndoor
HD3	Hood
CC18	Coiled Cord
SC-24	Safety Cable
DF1	Dichroic Color Filter

Snap Accessories

00325	25° Beam Spreader Snap
00327	36° Beam Spreader Snap
00329	60° Beam Spreader Snap
00331	10°-25° Linear Snap
00333	10°-36° Linear Snap
03259	10°-60° Linear Snap
00335	25°X25° Flat Top Snap
00337	36°X36° Flat Top Snap
00339	40° Cutoff Louwer
00325	20° Maximum Deflection Snap
00323	¼ Color Temperature Shift Snap
00322	½ Color Temperature Shift Snap
00319	¾ Color Temperature Shift Snap
03281	Enhance Snap
02183-C	Color Snap (Specify Color)

Extension Wands

SP 12	12" Stem
SP 18	18" Stem
SP 24	24" Stem
SP X	Custom Length

IES Files

Visit tslight.com to find comprehensive IES data.