

MC35 39W PAR30 MC3070 70W PAR30



5 Holt Drive,
Stony Point, NY 10980
845-947-3034
info@tslight.com

The MC35 and the MC3070 are great fixtures for display windows, or any high luminance area. Accepting 39-watt PAR30 metal halide lamps (MC35), and 70-watt PAR30 metal halide lamps (MC3070), these units produce very little heat output and lower operating costs. Alter the beam spread by adding louvers, barndoors, hoods and filters to their accessory holders.

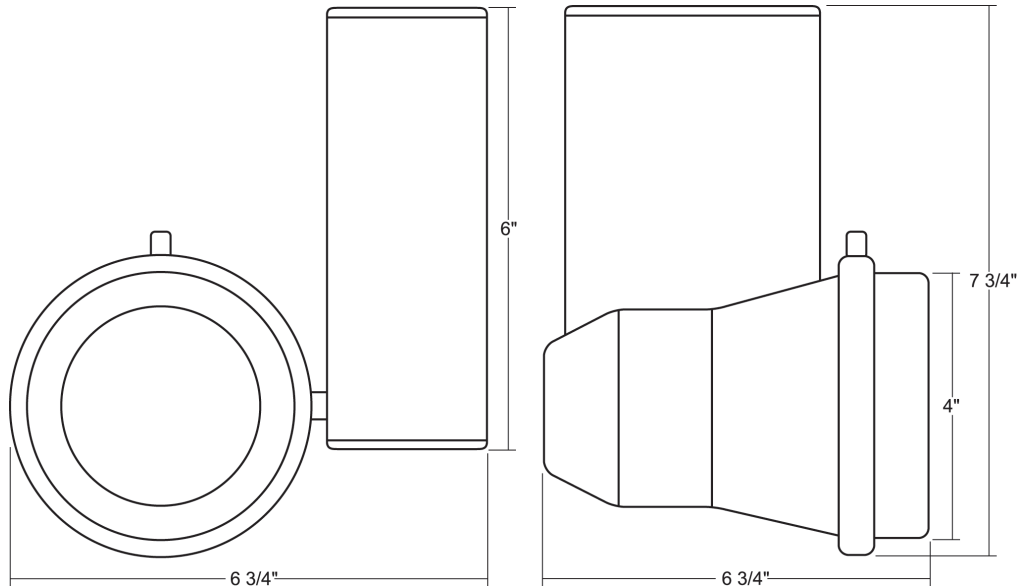
The MC35 and the MC3070 feature an electronic vertical ballast with an adjustable self-locking head. Hinged front opens for easy lamp replacement. Available in standard black, white and silver finish. Custom colors are available by request and at an additional charge.

Manufactured in the USA - IBEW



Features

- 120 and 277-volt available
- MC35 accepts 39-watt PAR30 metal halide lamps
- MC3070 accepts 70-watt PAR30 metal halide lamps
- Energy efficient
- Long lamp life
- Numerous mounting options and accessories
- Weight: 1.9 lbs



Lamp Types

CDM35/PAR30L/M/SP	39W; 10000Hrs; 10° Beam; 44000 CBCP; 2000 Lumens; 81 CRI; 3000°K Color Temp
CDM35/PAR30L/M/FL	39W; 10000Hrs; 30° Beam; 7400 CBCP; 2200 Lumens; 81 CRI; 3000°K Color Temp
CDM70/PAR30L/M/SP	70W; 10000Hrs; 10° Beam; 68000 CBCP; 4850 Lumens; 82 CRI; 3000°K Color Temp
CDM70/PAR30L/M/FL	70W; 10000Hrs; 40° Beam; 10000 CBCP; 4850 Lumens; 82 CRI; 3000°K Color Temp

Ordering Matrix

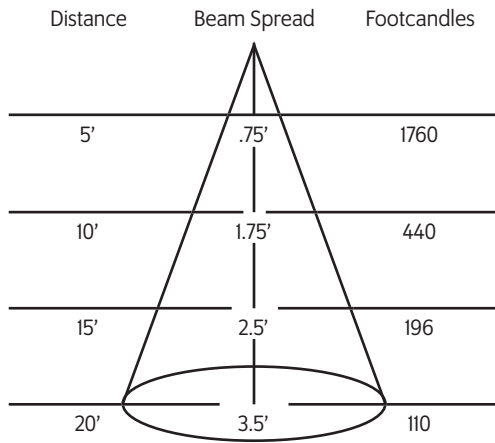
Model	Finish	Mounting	Accessories
MC35 MC3070	B = Black W = White S = Silver CC = Custom Color	See Mounting Options	See Accessory Options

Example: MC35-B-T1-LV6

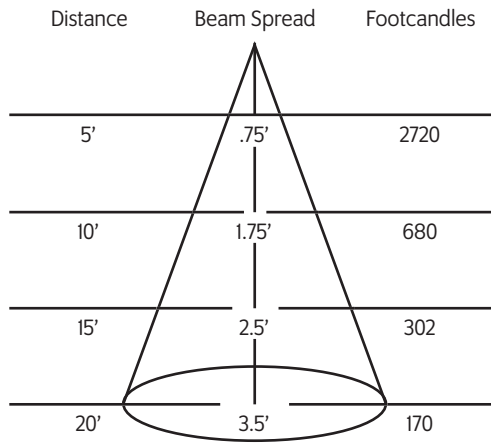
MC35-_____ - _____ - _____

Photometric Data

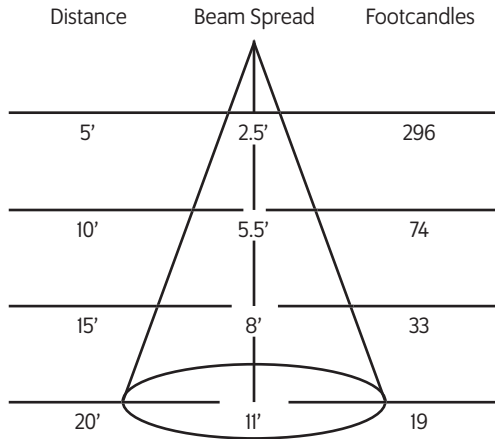
CDM35/PAR30L/M/SP 10°



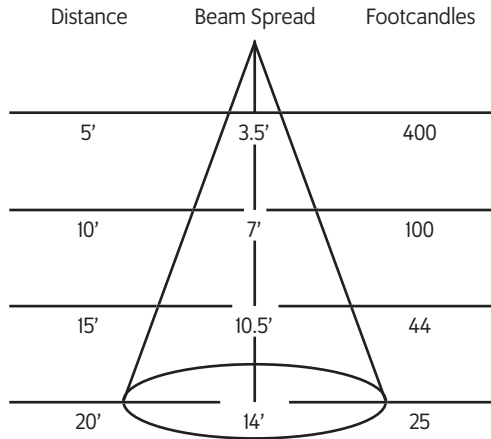
CDM70/PAR30L/M/SP 10°



CDM35/PAR30L/M/FL 30°



CDM70/PAR30L/M/FL 40°



Accessories

LV6	Louver
XL6	Cross Baffle Louver
BD10	Barndoor
HD6	Hood
XH6	Cross Baffle Hood
GF10	Glass Color Filter
DF10	Dichroic Color Filter
GF10-600	5°x50° Linear Lens
GF10-601	Beam Softener
GF10-673	50°x50° Spread Lens
GF10-702	UV Blocking Filter
CC18	Coiled Cord
SC-24	Safety Cable

Extension Wands

SP 12	12" Stem
SP 18	18" Stem
SP 24	24" Stem
SP X	Custom Length

Light Blocking Screens

Stainless steel screens used singly or in combinations to block transmitted light without changing color temperature.

LBS10-20	20% Light Blocking
LBS10-30	30% Light Blocking
LBS10-40	40% Light Blocking

Finish

B	Black
W	White
S	Silver
CC	Custom Color



Mounting Options

ADI

Track adapter for commercial grade 1 & 2 circuit track. 120V. For use with Lightweight fixtures.

T1

Track adapter for commercial grade 1 & 2 circuit track. 120V. For use with larger, heavier fixtures.

TA2 / HTA2 (277)

Track adapter for G-Series specification grade 2-circuit track. 120V or 277V.

TA3

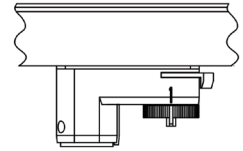
Track adapter for G-Series specification grade 3-circuit track. 120V.

TA1 / TE2 (2 circuit)

Track adapter for E-Series specification grade track. 1 or 2 circuit. 120V.

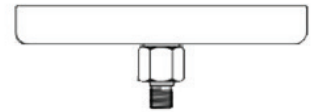
ST2

2 circuit track adapter for Data Bus. Specification grade track. 120V.



CM4

Canopy mount.



US1

6 5/8" x 1 1/2" Unistrut adapter.



TB4

6 1/4" Portable wall mount/table base floor, wall or table use.

TB8

8" x 8" Portable table base for floor or table use.



MC

Light duty pipe clamp for small fixtures. For pipes up to 1 5/16" O.D.

MN

Medium duty pipe clamp for small to large fixtures. For pipes up to 2" O.D.

PC9M

Heavy duty pipe clamp for large, heavy fixtures. For pipes up to 2" O.D.

