



# CXT40 42.5W

4000 Lumen LED



5 Holt Drive,  
Stony Point, NY 10980  
845-947-3034  
info@tslight.com

The CXT40 is designed around the Xicato™ LED remote phosphor module. This module produces an even field of illumination for the most demanding applications. The CXT40 is ideal for museum and retail lighting where a low wattage, high output LED fixture would be required. Xicato™ LEDs exceed ANSI specifications by maintaining tight color consistency over the life of the LED module.

The CXT40 is available in standard black, white, or silver finishes. Custom colors are available upon request.

Manufactured in the USA - IBEW



## XICATO

### Construction

- Steel & aluminum housing with black, white or silver finish
- Accepts up to 3 accessories
- Weight: 4 lbs.

### Electrical

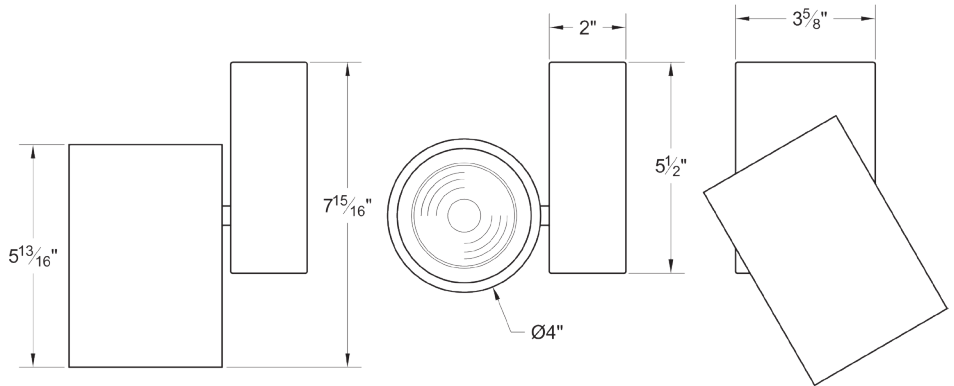
- Integral electronic driver
- 100-277V, 50/60Hz
- Meets FCC 47 CFR Part 15/18 Requirements

### Optics

- 20°, 40°, and 60° Field-changeable reflectors
- CBCP: 15300 @ 20°  
7900 @ 40°  
4500 @ 60°

### DMX Basic Features

- Available for ControlTrac and Pulse Track mounting options only (STA, HSTA or GAC).
- Factory addressable or field addressable using RDM only.
- Logarithmic dimming curve.
- Failure mode - Fail ON



### LED

- Xicato™ cold remote phosphor LED module
- Color temp options: 2700K, 3000K, 3500K, 4000K
- CRI: 83 standard or 98 CRI optional.
- Lumen maintenance: 86% of initial lumen output at 50,000 hours on LM-80 testing
- SDCM: 1 x 2 MacAdam Ellipse. 50 kelvin tolerance
- No UV or IR

Module	Total Wattage	Delivered Lumen	Efficacy (Lm/W)	CRI
83	34.2	3800	117	83
98	45.6	3800	88	98

\* Total wattage equals LED plus driver. Delivered lumen may vary depending on LED module, color temperature, optics, and accessories.

### Dimming

- Trailing edge (ELV): 120-277V
- Leading edge (Triac): 120-277V
- 0-10V: 120-277V with surface mounting. For track applications, use E-series 2-circuit with data bus
- IP (Integral dimmer): 120-277V
- DMX: 120 - 277V, RDM addressable only. Dims to 0.1%

### Ordering Matrix

Model	LED Module	Color Temp	Finish	Voltage	Optics	Mounting	Dimming*	Accessories
CXT40	83	27 = 2700K	B = Black	100	10 = 10°	See Mounting Options	TE = Trailing Edge LE = Leading Edge 010 = 0-10V IP = Integral Pot ND = Non-Dimming DXB = DMX Basic ECP = Ecosystem premier 0.1% dim	See Accessory Options
		30 = 3000K	W = White	120	20 = 20°			
		35 = 3500K	S = Silver	240	40 = 40°			
		40 = 4000K	CC = Custom Color	277	60 = 60°			

Maximum ambient temperature: 35°C  
Maximum operating angle: 45° from vertical

\* See "Notes on Dimming" on reverse

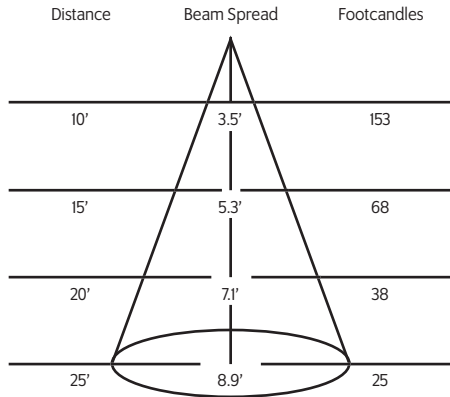
Example: CXT40-83-27-B-100-40-T1-TE-LV6

CXT40-

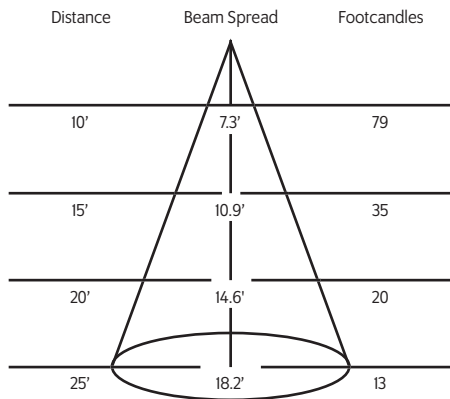
\* Specification sheets are subject to change without notice.

## Photometric Data 3000° K 83CRI

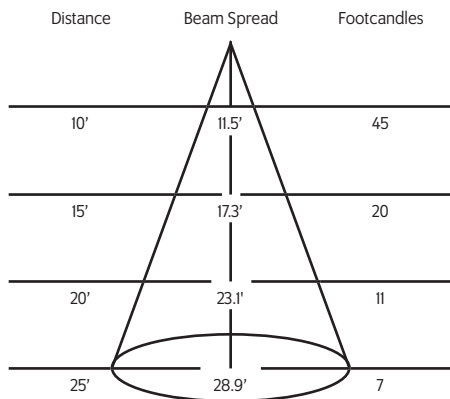
### 20° Spot Reflector



### 40° Medium Flood Reflector



### 60° Flood Reflector



## Mounting Options

**T1** Track Adapter for commercial grade 1 & 2 circuit track. 120V. For use with larger, heavier fixtures.

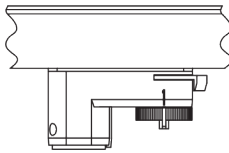
**TA1** Track adapter for E-Series specification grade track. 1 circuit. 120V.

**TA2** Track adapter for G-Series specification grade 2-circuit track. 277V.

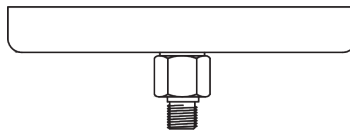
**HTA2** Track adapter for G-Series specification grade 2-circuit track. 277V.

**STA** 2 circuit track adapter for Data Bus. Specification grade track. 120V.

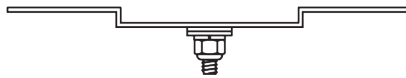
**TA3** Track adapter for G-Series specification grade 3-circuit track. 120V.



**CM4** Canopy Mount



**US1** 6 $\frac{5}{8}$ " x 1 $\frac{1}{2}$ " Unistrut Adapter



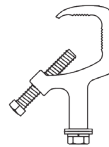
**TB8** 8" x 8" Portable table base for floor and table use



**MC** Light duty pipe clamp for small fixtures. For pipes up to 1 $\frac{5}{16}$ " O.D.

**MN** Medium duty pipe clamp for small to large fixtures. For pipes up to 2" O.D.

**PC9M** Heavy duty pipe clamp for large, heavy fixtures. For pipes up to 2" O.D.



## Accessories

**BD20** Barndoor  
**LV22** Full Size Louver  
**XL22** Full Size X Baffle Louver  
**XH22** Full Size X Baffle Hood  
**HD22** Hood/Snoot

**X00517** Accessory Holder  
**LV18\*** Honeycomb Louver  
**DF22\*** Glass Color Filter  
**OF22-9101\*** Smoothing Frost Filter  
**GF22-600\*** 5x50 Linear Lens  
**GF22-601\*** Solite Softner  
**GF22-673\*** 50 x 50 Spread Lens

**CC18** Coil Cord Option  
**SC024** Safety Cable

\* X00517 Required

## Extension Wands

**SP 12** 12" Stem  
**SP 18** 18" Stem  
**SP 24** 24" Stem  
**SP X** Custom Length

### Notes on Dimming:

**TE** This means the fixture will work on *MOST* quality Trailing Edge dimmers. These dimmer types are also known as Reverse Phase or Electronic Low Voltage (ELV), and are available as wall mount and rack mount modules. It is advisable to pretest a particular fixture with an intended dimmer beforehand to insure that the combination will work as expected.  
**LE** This means the fixture will work on *MOST* quality Leading Edge dimmers. These dimmer types are also known as Forward Phase, Incandescent, Halogen or Triac, and are available as wall mount and rack mount modules.  
**0-10** This means the fixture will work on *MOST* quality 0-10V or 1-10V dimmers. These dimmer types are also known as Fluorescent, and are available as wall mount and rack mount modules.  
**IP** This means the fixture has a dimmer *BUILT IN* to the fixture itself, and will dim to about 50%. It has an integral potentiometer located on the bottom of the driver housing. This fixture *WILL NOT* function with *EXTERNAL* wall or rack dimmers.

It is impractical to test every fixture type with every dimmer type, and some combinations work better than others, while some not at all. It is advisable to pretest a particular fixture with an intended dimmer beforehand to insure that the combination will work as expected. Some dimmers will allow for full-range dimming, while others will only dim to 50%. Some dimmers will work well within a certain range, and perhaps flicker or shut off at the lowest settings, rendering that portion of the range unusable. Most if not all dimmers have a maximum LED load that can be applied, often as little as 10% of its normally rated value. Dimming LEDs can actually extend their life expectancy, and will not affect the color temperature or CRI.