



380 18.5W

LED SORAA PAR38



5 Holt Drive,
Stony Point, NY 10980
845-947-3034
info@tslight.com

The 380 Spotlight is a specification grade medium- long-throw unit designed for the PAR38 medium screw-base lamps. Its lightweight and small size makes it ideal for interior spaces such as museums, exhibits, shops, residences; and areas where high-intensity light is needed.

By utilizing Soraa's Snap System, there are unlimited possibilities for customizing this fixture. Options include the ability to field change the beam angle (Beam Spreader Snap), alter color temperature (CTO Snap), or to add a louver. Color Snaps can be used to produce brilliant hues of any color that Rosco or Lee offer.

The Enhance Lens Snap can increase the vividness of warm colors (including red, orange and pink and greens). Aim Snaps can bend the beam to a maximum deflection angle of 20°. Linear Snap Lenses can alter the beam to act as a wall wash.

Manufactured in the USA - IBEW

PRODUCT LISTED
BY A NATIONALLY
RECOGNIZED
TESTING
LABORATORY



Features

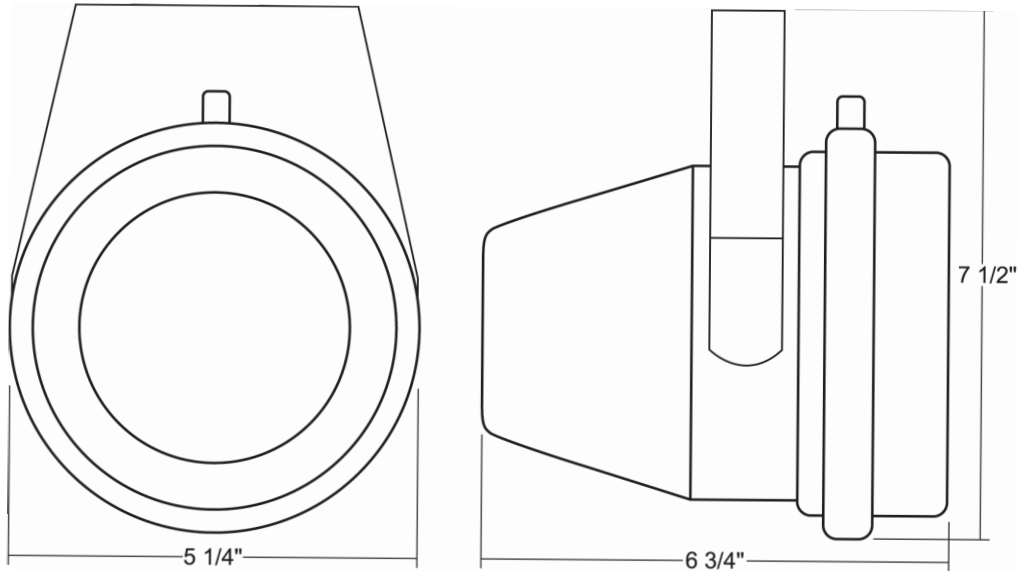
- Internal self-locking yoke
- Equipped with lens rotation and relamping handle
- Holds up to four optional filters and accessories
- Performance equivalent to 100W halogen PAR lamp
- Accessory holder
- Numerous mounting options
- Industry leading lumen maintenance and color point stability
- Dimmable
- Weight: 2.1 lbs

LED

- 10° SORAA lamp included - use snaps to change the beam angle.
- Color temp options: 2700K, 3000K, 4000K
- CRI: 85 or 95
- No UV or IR

Dimming

- Trailing edge (ELV)
- Leading edge (Triac)



Lamp Type	Watts	CRI	Lumens*
Brilliant	18.5	85 (R9=0)	1280
Vivid	18.5	95 (R9=95)	1000

* Lumens vary depending on color temperature - results for 3000K lamp used above.

Ordering Matrix

Model	CRI	Color Temperature	Color	Mounting Options	Accessories
380	95 85	27 = 2700K 30 = 3000K	B=Black W=White S=Silver CC=Custom Color	See Mounting Options for Ordering Codes	See Accessory Options for Ordering Codes

* All fixtures sold with 10° beam angle lamps – use Beam Spreaders to achieve desired angle.

Example: 380-9527-B-ADI-LV6

380-_____ - _____ - _____ - _____

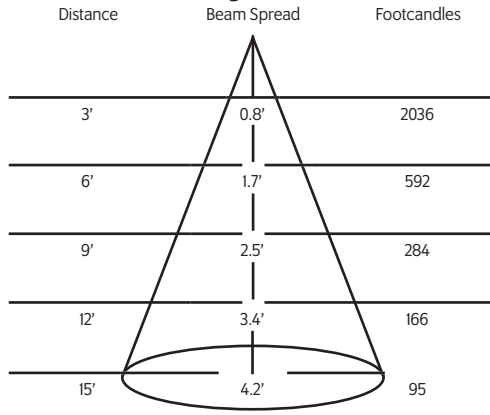


Snap Lenses

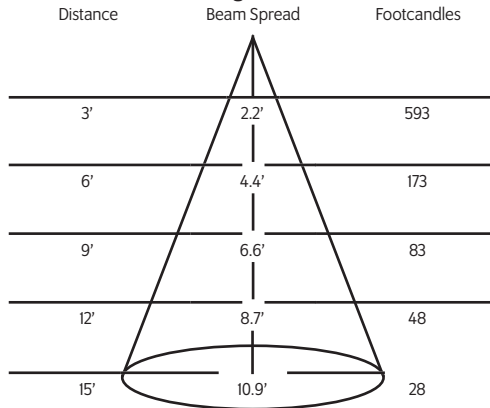
* Specification sheets are subject to change without notice.

Photometric Data

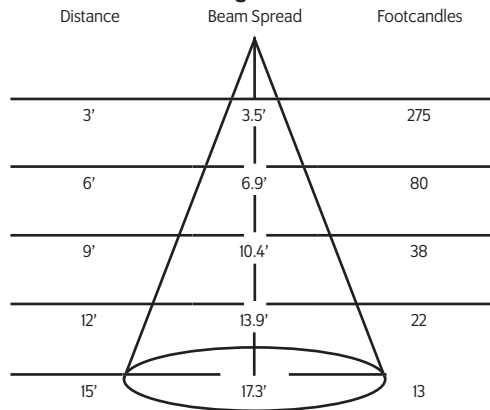
9° Degree Beam



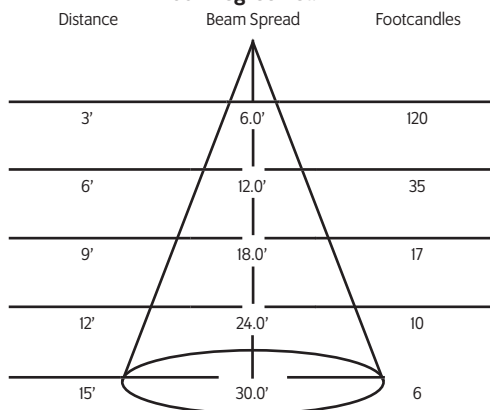
25° Degree Beam



36° Degree Beam



60° Degree Beam



* Testing done on 3000K unit: Lumen output changes based on color temperature.

Mounting Options

ADI

Track adapter for commercial grade 1 & 2 circuit track. 120V. For use with Lightweight fixtures.

T1

Track adapter for commercial grade 1 & 2 circuit track. 120V. For use with larger, heavier fixtures.

TA2

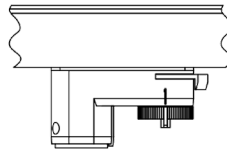
Track adapter for G-Series specification grade 2-circuit track. 120V or 277V.

TA3

Track adapter for G-Series specification grade 3-circuit track. 120V.

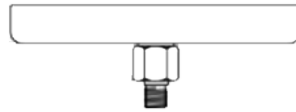
TAI

Track adapter for E-Series specification grade track. 1 or 2 circuit. 120V.



CM4

Canopy mount.



US1

6 5/8" x 11/2" Unistrut adapter.



TB4

6 1/4" Portable wall mount/table base floor, wall or table use.

TB8

8" x 8" Portable table base for floor or table use.



MC

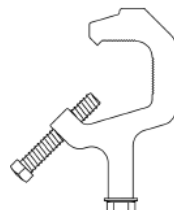
Light duty pipe clamp for small fixtures. For pipes up to 15/16" O.D.

MN

Medium duty pipe clamp for small to large fixtures. For pipes up to 2" O.D.

PC9M

Heavy duty pipe clamp for large, heavy fixtures. For pipes up to 2" O.D.



Accessories

LV8

Louwer

XL8

Cross Baffle Louwer

BD7A

Barndoor

HD8

Hood

XH8

Cross Baffle Hood

SH8

Sparkle Hood

CF8

Color Frame

GF8

Glass Color Filter

DF8

Dichroic Color Filter

GF8-600

5° x 50° Linear Lens

GF8-601

Beam Softener

GF8-673

50° x 50° Spread Lens

CC18

Coiled Cord

SC-24

Safety Cable

IP

Integral Dimmer

WL

Wrench Locking

Snap Accessories

01145

25° Beam Spreader Snap

01147

36° Beam Spreader Snap

01149

60° Beam Spreader Snap

01595

10°-36° Linear Snap

03261

10°-60° Linear Snap

01597

36°X36° Flat Top Snap

01151

40° Cutoff Louwer

03257

20° Maximum Deflection Snap

01153

¼ Color Temperature Shift Snap

01155

½ Color Temperature Shift Snap

01157

¾ Color Temperature Shift Snap

03283

Enhance Snap

02185-C

Color Snap (Specify Color)

Light Blocking Screens

Stainless steel screens used singly or in combinations to block transmitted light without changing color temperature.

LBS8-20

20% Light Blocking

LBS8-30

30% Light Blocking

LBS8-40

40% Light Blocking

Extension Wands

SP 12

12" Stem

SP 18

18" Stem

SP 24

24" Stem

SP X

Custom Length

Connector / Plug Types (Optional)

ED

Edison Connector

TL

Twist Lock Connector

SP

Stage Pin Connector