



46-20 21W

2000 Lumen LED



5 Holt Drive,
Stony Point, NY 10980
845-947-3034
info@tslight.com

Manufactured in the USA - IBEW

PRODUCT LISTED
BY A NATIONALLY
RECOGNIZED
TESTING
LABORATORY



XICATO

Construction

- Steel & aluminum housing with black, white or silver finish
- Accepts up to 3 accessories
- Weight: 3.9 lbs.

Electrical

- Integral electronic driver
- 100-277V, 50/60Hz
- Meets FCC 47 CFR Part 15/18 Requirements

Optics

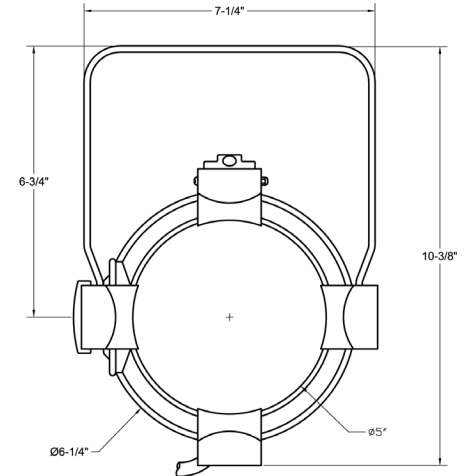
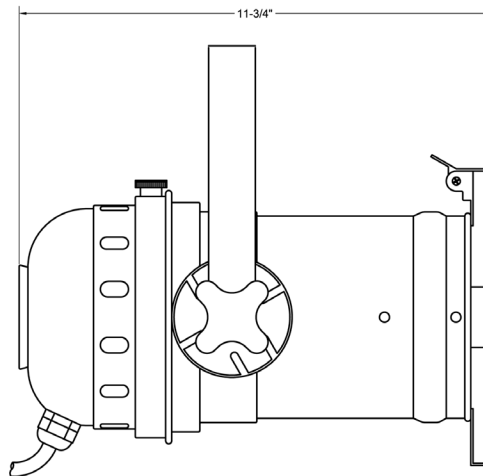
- 20°, 40°, and 60° Field-changable reflectors
- CBCP:
 - 7250 @ 20°
 - 3775 @ 40°
 - 2125 @ 60°

Dimming

- Trailing edge (ELV): 120-277V
- Leading edge (Triac): 120-277V
- 0-10V: 120-277V with surface mounting. For track applications, use E-series 2-circuit with data bus
- IP (Integral dimmer): 120-277V
- Lutron: Consult factory for details

The 46 Series is designed around the Xicato™ LED remote phosphor module. This module produces an even field of illumination for the most demanding applications. The 46 Series is ideal for museum and retail lighting where a low wattage, high output LED fixture would be required. Xicato™ LEDs exceed ANSI specifications by maintaining tight color consistency over the life of the LED module.

The 46 Series is available in standard black, white, or silver finishes. Custom colors are available upon request.



LED

- Xicato™ cold remote phosphor LED module
- Color temp options: 2700K, 3000K, 3500K, 4000K
- CRI: 83 standard or 98 optional (R9=96)
- Lumen maintenance: 86% of initial lumen output at 50,000 hours on LM-80 testing
- SDCM: 1 x 2 MacAdam Ellipse. 50 kelvin tolerance
- No UV or IR

Module	Total Wattage	Delivered Lumen	Efficacy (Lm/W)	CRI
83	21	1900	102	83
98	29	1900	76	98

* Total wattage equals LED plus driver. Delivered lumen may vary depending on LED module, color temperature, optics, and accessories.

Ordering Matrix

Model	LED Module	Color Temp	Finish	Voltage	Optics	Mounting	Dimming*	Accessories
46-20	83 98	27 = 2700K	B = Black	100	20 = 20°	See Mounting Options	TE = Trailing Edge LE = Leading Edge 010 = 0-10V IP = Integral Pot ND = Non-Dimming	See Accessory Options
		30 = 3000K	W = White	120	40 = 40°			
		35 = 3500K	S = Silver	240	60 = 60°			
		40 = 4000K	CC = Custom Color	277				

Maximum ambient temperature: 35°C
Maximum operating angle: 45° from vertical

* See "Notes on Dimming" on reverse

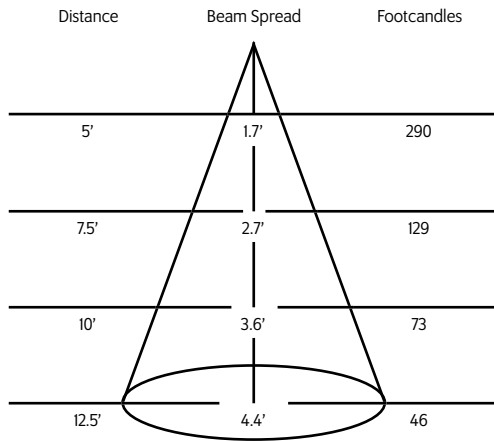
Example: 46-20-83-27-B-120-20-T1-LV44

46-20-_____

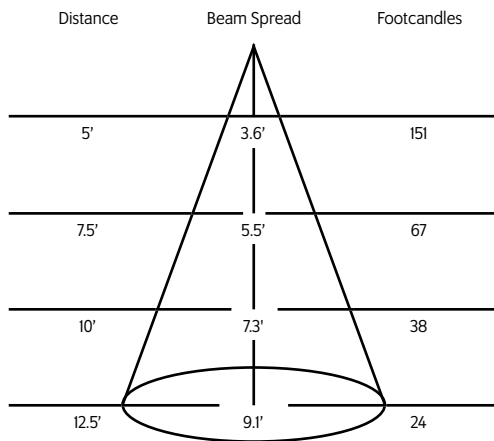
* Specification sheets are subject to change without notice.

Photometric Data 3000° K 83CRI

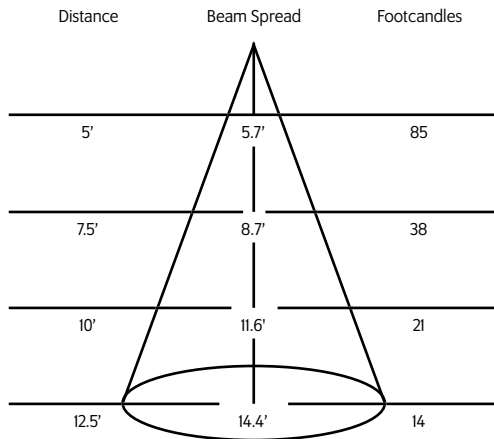
20° Spot Reflector



40° Medium Flood Reflector



60° Flood Reflector



Mounting Options

DT2 2-circuit track adapter for SpecTrack databus. 120V.

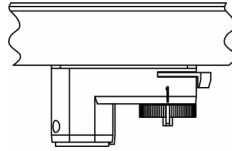
T1 Track Adapter for commercial grade 1 & 2 circuit track. 120V. For use with larger, heavier fixtures.

TA1 / TE2 (2 ckt) Track adapter for E-Series specification grade track. 1 or 2 circuit. 120V.

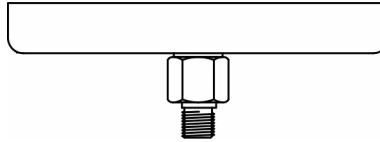
TA2 / HTA2 (277V) Track adapter for G-Series specification grade 2-circuit track. 120V or 277V.

ST2 2 circuit track adapter for Data Bus. Specification grade track. 120V.

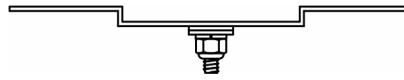
TA3 Track adapter for G-Series specification grade 3-circuit track. 120V.



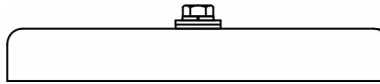
CM4 Canopy Mount



US1 6⁵/₈" x 1¹/₂" Unitrut Adapter

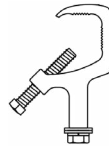


TB8 8" x 8" Portable table base for floor and table use



MN Medium duty pipe clamp for small to large fixtures. For pipes up to 2" O.D.

PC9M Heavy duty pipe clamp for large, heavy fixtures. For pipes up to 2" O.D.



Accessories

LV44	Louver
BD44	Barndoor
CF44	Color Frame
FX22-26	Red Filter
FX22-80	Blue Filter
FX22-64	Light Blue Filter
FX22-90	Green Filter
FX22-21	Amber Filter
FX22-33	Pink Filter
DF44	Dichroic Color Filter
CC18	Coiled Cord
SC	Safety Cable
WL	Wrench Locking

Extension Wands

SP 12	12" Stem
SP 18	18" Stem
SP 24	24" Stem
SP X	Custom Length