

TX Series



5 Holt Drive,
Stony Point, NY 10980
845-947-3034
info@tslight.com

Manufactured in the USA - IBEW



XICATO

Electrical

- Integral electronic driver
- 100-277V, 50/60Hz
- Meets FCC 47 CFR Part 15/18 Requirements

Construction

- Steel & aluminum housing with black, white or silver finish
- Accepts up to 3 accessories
- Weight: 3.5 lbs.

Dimming

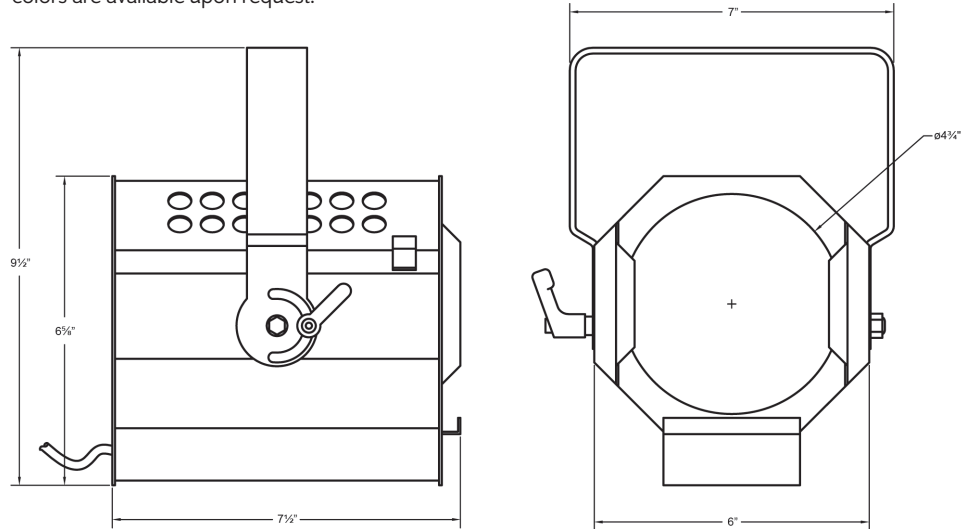
- Trailing Edge (ELV): 120 - 277V
- Leading Edge (Triac): 120V Only (not available with 3000 Lumen 98 CRI)
- 0-10V: 120-277V (not available with 3000 Lumen 98 CRI)
- IP (Integral Dimmer): 120-277V (not available with 2000 Lumen 98 CRI or 3000 Lumen)

Optics

- 20°, 40°, and 60° Field-changable reflectors
- CBCP:
 - 7250 @ 20°
 - 3775 @ 40°
 - 2125 @ 60°

The TX Series is designed around the Xicato™ LED remote phosphor module. This module produces an even field of illumination for the most demanding applications. The TX Series is ideal for museum and retail lighting where a low wattage, high output LED fixture would be required. Xicato™ LEDs exceed ANSI specifications by maintaining tight color consistency over the life of the LED module.

The TX Series is available in standard black, white, or silver finishes. Custom colors are available upon request.



LED

- Xicato™ cold remote phosphor LED module
- Color temp options: 2700K, 3000K, 3500K, 4000K
- CRI: 83 standard or 98 optional (R9=96)
- Lumen maintenance: 86% of initial lumen output at 50,000 hours on LM-80 testing
- SDCM: 1 x 2 MacAdam Ellipse. 50 kelvin tolerance
- No UV or IR

Model	CRI	Total Wattage	Delivered Lumens	Efficacy (Lm/W)
TX13	83	13	1235	95
	98	17	1235	67
TX20	83	21	1900	102
	98	29	1900	76
TX30	83	32	2850	102
	98	37	2850	88

* Total wattage equals LED plus driver. Delivered lumen may vary depending on LED module, color temperature, optics, and accessories.

Ordering Matrix

Model	LED Module	Color Temp	Finish	Voltage	Optics	Mounting	Dimming*	Accessories
TX13	83	27 = 2700K	B = Black	100	20 = 20°	See Mounting Options	TE = Trailing Edge LE = Leading Edge** 010 = 0-10V*** IP = Integral Pot † ND = Non-Dimming	See Accessory Options
TX20	98	30 = 3000K	W = White	120	40 = 40°			
TX30		35 = 3500K	S = Silver	240	60 = 60°			
			40 = 4000K	CC = Custom Color	277			

Maximum ambient temperature: 35°C
Maximum operating angle: 45° from vertical

* See "Notes on Dimming" on reverse
** 120V Lumen only, not available with 3000 Lumen 98 CRI
*** Not available with 3000 Lumen 98 CRI
† Not available with 2000 Lumen 98 CRI or 3000 Lumen

Example: TX-20-83-27-B-100-20-TI-TE-LV17

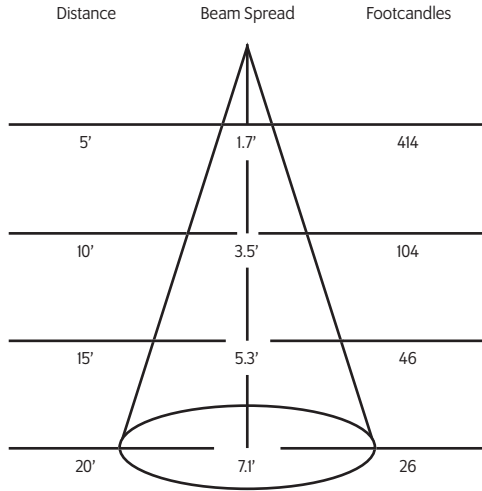
TX- _____ - _____ - _____ - _____ - _____ - _____ - _____ - _____

* Specification sheets are subject to change without notice.

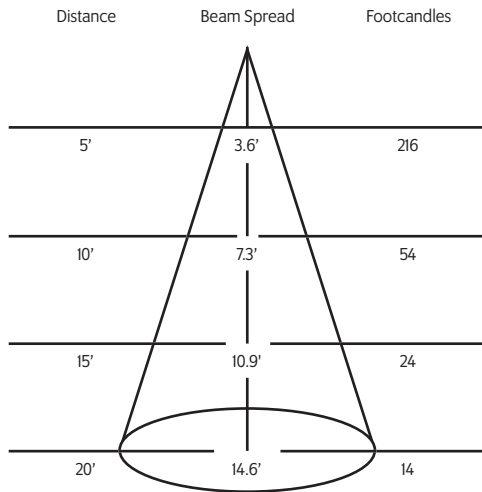
Photometric Data

TX30 3000 Lumen

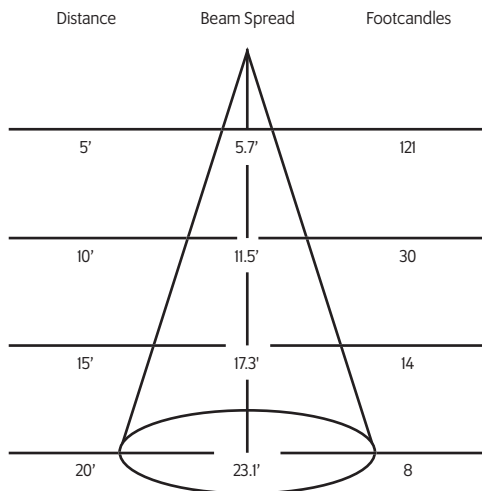
20° Spot Reflector



40° Medium Flood Reflector

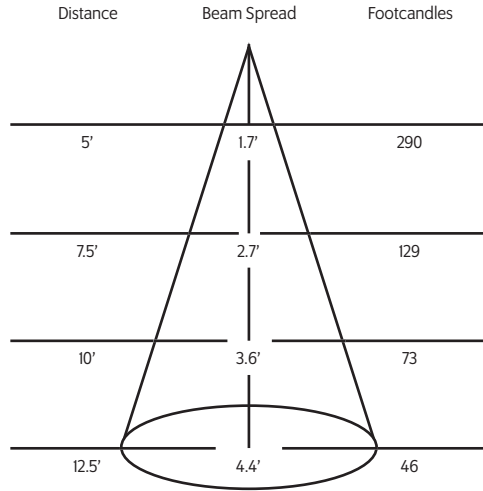


60° Flood Reflector

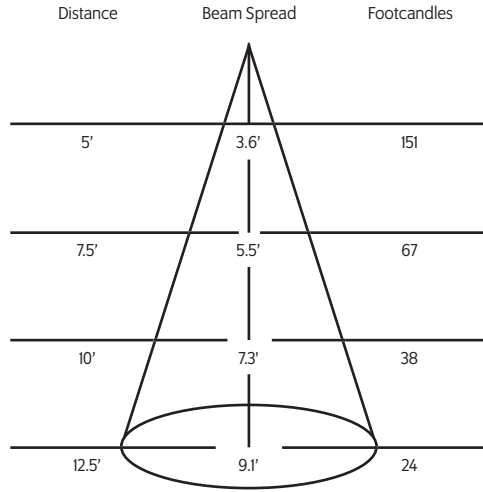


TX20 2000 Lumen

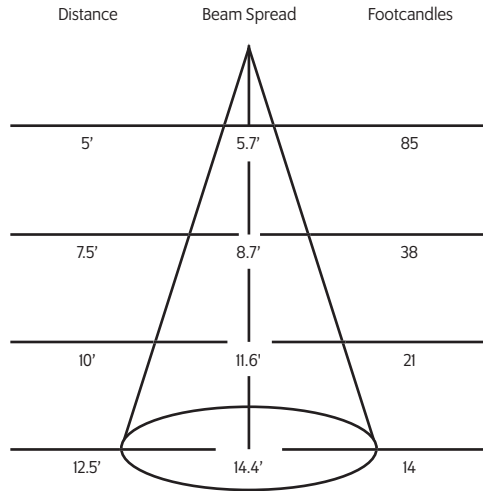
20° Spot Reflector



40° Medium Flood Reflector

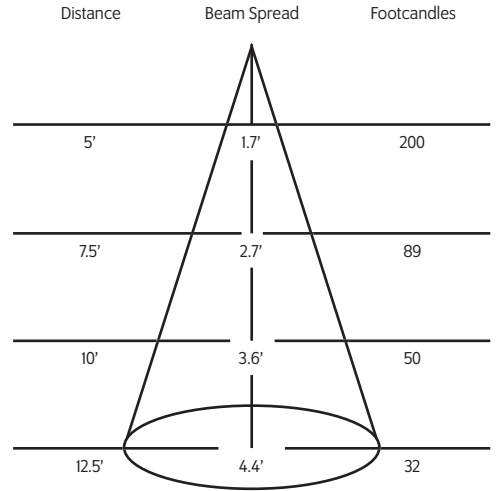


60° Flood Reflector

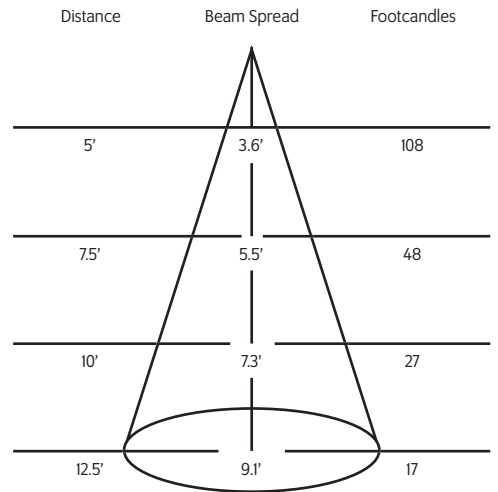


TX13 1300 Lumen

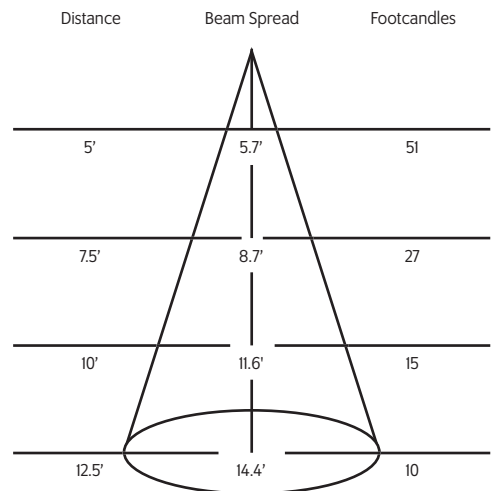
20° Spot Reflector



40° Medium Flood Reflector



60° Flood Reflector



Mounting Options

DT2 2-Circuit track adapter for SpecTrack Databus. 120V.

T1 Track Adapter for commercial grade 1 & 2 circuit track. 120V. For use with larger, heavier fixtures.

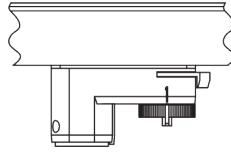
TA1 Track adapter for E-Series specification grade track. 1 circuit. 120V.

TA2 Track adapter for G-Series specification grade 2-circuit track. 120V.

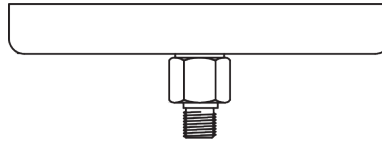
HTA2 Track adapter for G-Series specification grade 2-circuit track. 277V.

STA 2-circuit track adapter for Data Bus. Specification grade track. 120V.

TA3 Track adapter for G-Series specification grade 3-circuit track. 120V.



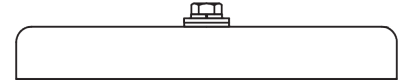
CM4 Canopy Mount



US1 6 $\frac{5}{8}$ " x 1 $\frac{1}{2}$ " Unistrut Adapter



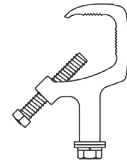
TB8 8" x 8" Portable table base for floor and table use



MC Light duty pipe clamp for small fixtures. For pipes up to 15/16" O.D.

MN Medium duty pipe clamp for small to large fixtures. For pipes up to 2" O.D.

PC9M Heavy duty pipe clamp for large, heavy fixtures. For pipes up to 2" O.D.



Accessories

LV17	Louver
BD17	Barndoor
HD17	Hood
X00517 *	Glass/Dichroic Holder
FX22-26	Red Filter
FX22-80	Blue Filter
FX22-64	Light Blue Filter
FX22-90	Green Filter
FX22-21	Amber Filter

FX22-10	Yellow Filter
FX22-33	Pink Filter
DF22	Dichroic Color Filter
GF22-600	5 $^{\circ}$ x50 $^{\circ}$ Linear Lens
GF22-601	Beam Softener
GF22-673	50 $^{\circ}$ x50 $^{\circ}$ Spread Lens
CC18	Coiled Cord
SC-24	Safety Cable

Extension Wands

SP 12	12" Stem
SP 18	18" Stem
SP 24	24" Stem
SP X	Custom Length

* Required accessory when using filters.

* Wide range of colors available.

* For notes on dimming, please [click here](#).