

Commercial Grade Track

Specification Sheet



5 Holt Drive,
Stony Point, NY 10980
845-947-3034
info@tslight.com

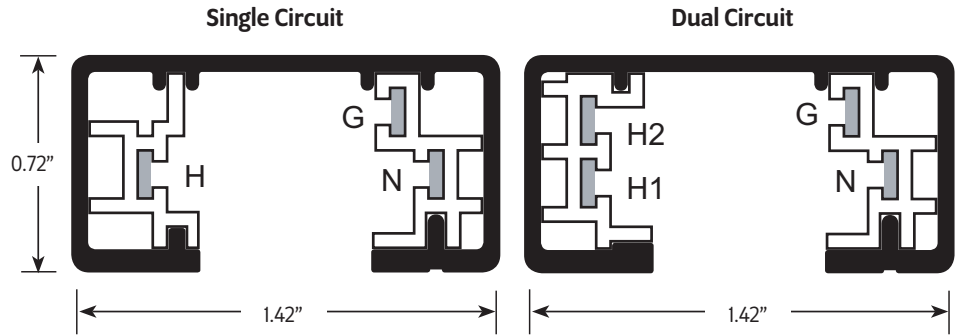
Black

Footage	1-Circuit	2-Circuit
2 ft.	L002B	H2T02B
4 ft.	L004B	H2T04B
8 ft.	L008B	H2T08B

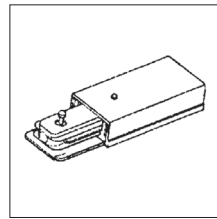
White

Footage	1-Circuit	2-Circuit
2 ft.	L002W	H2T02W
4 ft.	L004W	H2T04W
8 ft.	L008W	H2T08W

*Custom lengths available. Please consult factory.



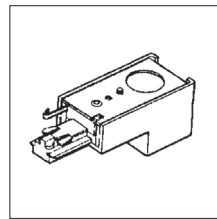
COMPONENTS (Continued on Back)



End Feed

Used when energizing track from an outlet box.

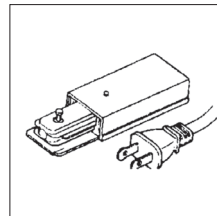
Color	1-Circuit	2-Circuit
Black	L010B	H2001B
White	L010W	H2001W



End Feed for Conduit

Used when energizing track from an outlet box.

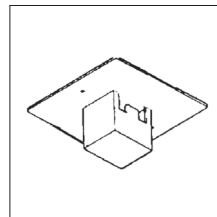
Color	1-Circuit	2-Circuit
Black	L017B	H2008B
White	L017W	H2008W



End Feed with Plug

Used when energizing track from a wall receptacle.

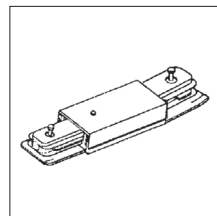
Color	1-Circuit
Black	L010LB
White	L010LW



Floating Feed

Used when energizing track from any point along the track run.

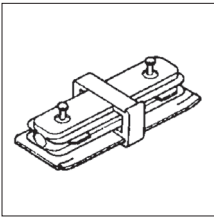
Color	1-Circuit
Black	L011B
White	L011W



Center Feed

Used to join two sections of track together in a straight line. May be used as a feed point.

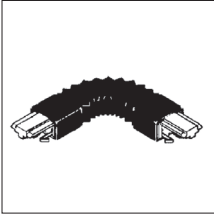
Color	1-Circuit	2-Circuit
Black	L012PB	H20051B
White	L012PW	H20051W



Straight Connector

Used to join two sections of track together in a straight line. If suspending track with rigid stem, specify (I) L012MC connector (mechanical coupler) wherever a L012 Straight Connector is specified.

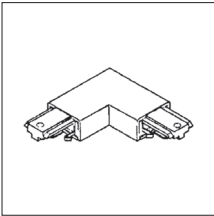
Color	1-Circuit	2-Circuit
Black	L012B	H2003B
White	L012W	H2003W



Flex Connector

Used to join two sections of track together to create angles from 0° to 360°. Can be flexed on horizontal and vertical planes.

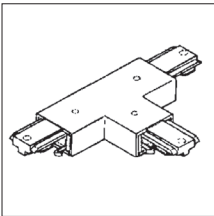
Color	1-Circuit	2-Circuit
Black	L018B	H2004B
White	L018W	H2004W



L Connector

Used to join two sections of track together at a 90° angle.

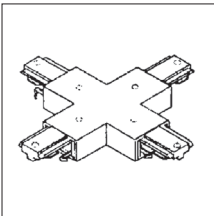
Color	1-Circuit	2-Circuit
Black	L014B	H2005LB
White	L014W	H2004LW



T Connector

Used to join three sections of track together in a "T" configuration.


Color	1-Circuit	2-Circuit
Black	L015B	H2006FB
White	L015W	H2006FW



X Connector

Used to join four sections of track together in an "X" configuration.

Color	1-Circuit	2-Circuit
Black	L016B	H2007B
White	L016W	H2007W



Cover Plate

Used to cover an outlet box.

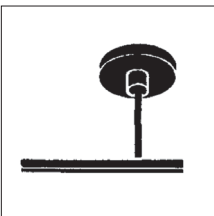
Color	1-Circuit	2-Circuit
Black	L019B	L019B
White	L019W	L019W



End Plate

Used to end any open configuration of track.

Color	1-Circuit	2-Circuit
Black	L024B	L024B
White	L024W	L024W



Stem Mount Kit

Used to mount track.

* Custom lengths available. Please consult factory.

Color	1-Circuit	2-Circuit
12"	SK12	SK12
18"	SK18	SK18
24"	SK24	SK24
36"	SK36	SK36