



P38SK

SORAA PAR38



5 Holt Drive,
Stony Point, NY 10980
845-947-3034
info@tslight.com

The P38SK's size makes this unit ideal for short to medium throw lighting in galleries, museums, retail and residential applications. Equipped with a self-locking yoke and accessory-retaining clips that accepts louvers, barndoors, hoods and filters. Available in standard black, white and silver finishes. Custom colors are available by request and at an additional charge.

By utilizing Soraa's Snap System, there are unlimited possibilities for customizing this fixture. Options include the ability to field change the beam angle (Beam Spreader Snap), alter color temperature (CTO Snap), or to add a louver. Color Snaps can be used to produce brilliant hues of any color that Rosco or Lee offer.

The Enhance Lens Snap can increase the vividness of warm colors (including red, orange and pink and greens). Aim Snaps can bend the beam to a maximum deflection angle of 20°. Linear Snap Lenses can alter the beam to act as a wall wash.

Manufactured in the USA - IBEW

PRODUCT LISTED
BY A NATIONALLY
RECOGNIZED
TESTING
LABORATORY



Features

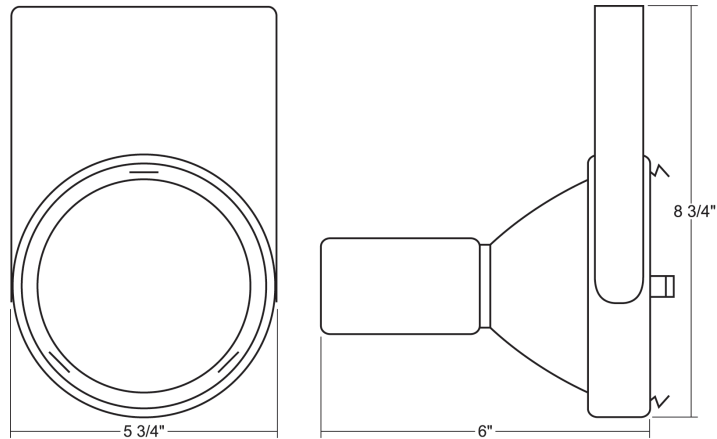
- Accepts PAR38 lamps and LED's
- Numerous mounting options and accessories
- **Weight:** 1 lbs

LED

- 10° SORAA lamp included - use snaps to change the beam angle.
- **Color temp options:** 2700K, 3000K
- **CRI:** 92 or 95
- No UV or IR

Dimming

- Trailing edge (ELV)
- Leading edge (Triac)



LED Lamp Types

Lamp Type	CCT	Watts	CRI	Lumens*
Vivid	2700K	18.5	95	930
Vivid	3000K	18.5	95	1000
Brilliant	2700K	14	92	1190
Brilliant	3000K	14	92	1230


Ordering Matrix

Model	CRI	Color Temperature	Color	Mounting Options	Accessories
P38SK	95 92	27 = 2700K 30 = 3000K	B=Black W=White S=Silver CC=Custom Color	See Mounting Options for Ordering Codes	See Accessory Options for Ordering Codes

*All fixtures sold with 10° beam angle lamps – use Beam Spreaders to achieve desired angle.

Example: P38SK-9527-B-ADI-LV6

P38SK - _____ - _____ - _____ - _____

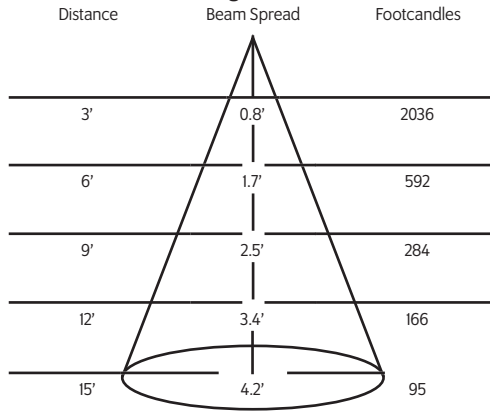


Snap Lenses

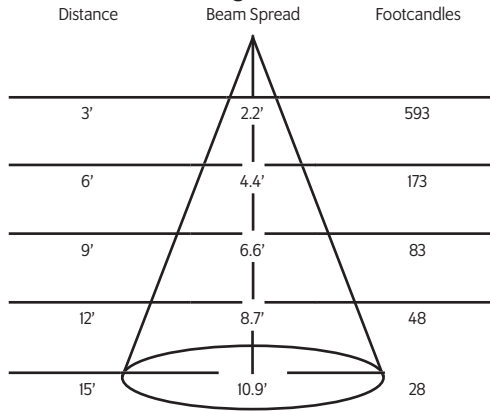
* Specification sheets are subject to change without notice.

Photometric Data

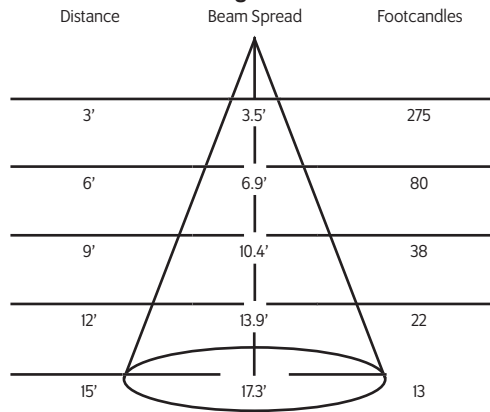
9° Degree Beam



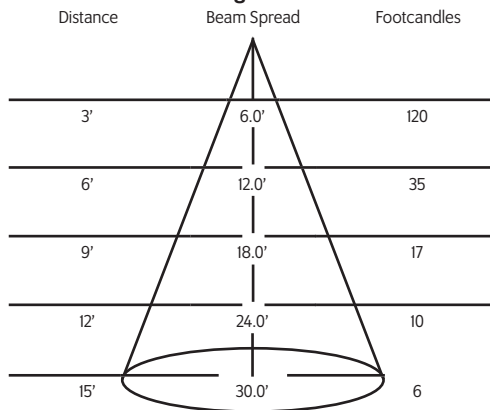
25° Degree Beam



36° Degree Beam



60° Degree Beam



* Testing done on 3000K unit: Lumen output changes based on color temperature.

Mounting Options

AD1

Track Adapter for commercial grade 1-circuit track. 120V. For use with lightweight fixtures.

T1

Track adapter for commercial grade 1 & 2 circuit track. 120V. For use with larger, heavier fixtures.

TA2

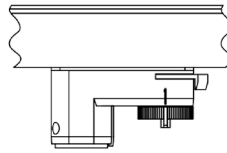
Track adapter for G-Series specification grade 2-circuit track. 120V or 277V.

TA3

Track adapter for G-Series specification grade 3-circuit track. 120V.

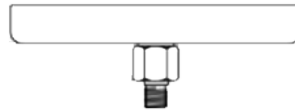
TA1

Track adapter for E-Series specification grade track. 1 or 2 circuit. 120V.



CM4

Canopy mount.



US1

6 5/8" x 11/2" Unistrut adapter.



TB4

6 1/4" Portable wall mount/table base floor, wall or table use.

TB8

8" x 8" Portable table base for floor or table use.



MC

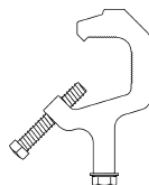
Light duty pipe clamp for small fixtures. For pipes up to 15/16" O.D.

MN

Medium duty pipe clamp for small to large fixtures. For pipes up to 2" O.D.

PC9M

Heavy duty pipe clamp for large, heavy fixtures. For pipes up to 2" O.D.



Accessories

LV7

Louver

XL7

Cross Baffle Louver

BD7

Barndoor

HD7

Hood

XH7

Cross Baffle Hood

CF7

Color Frame

GF7

Glass Color Filter

GF7-600

50°x50° Linear Lens

GF7-601

Beam Softener

GF7-673

50°x50° Spread Lens

CC18

Coiled Cord

SC-24

Safety Cable

Snap Accessories

01145

25° Beam Spreader Snap

01147

36° Beam Spreader Snap

01149

60° Beam Spreader Snap

01595

10°-36° Linear Snap

03261

10°-60° Linear Snap

01597

36°x36° Flat Top Snap

01151

40° Cutoff Louver

03257

20° Maximum Deflection Snap

01153

¼ Color Temperature Shift Snap

01155

½ Color Temperature Shift Snap

01157

¾ Color Temperature Shift Snap

03283

Enhance Snap

02185-C

Color Snap (Specify Color)

Light Blocking Screens

Stainless steel screens used singly or in combinations to block transmitted light without changing color temperature.

LBS8-20

20% Light Blocking

LBS8-30

30% Light Blocking

LBS8-40

40% Light Blocking

Extension Wands

SP 12

12" Stem

SP 18

18" Stem

SP 24

24" Stem

SP X

Custom Length

Connector / Plug Types (Optional)

ED

Edison Connector

TL

Twist Lock Connector

SP

Stage Pin Connector