

# CTH23 MOSAIC BELL

COLOR MIXING - TUNABLE WHITE

MANUFACTURED IN THE UNITED STATES - IBEW



PRODUCT LISTED  
BY A NATIONALLY  
RECOGNIZED  
TESTING  
LABORATORY



The Mosaic Bell features tunable color with a high CRI output. It also features tunable white from 1800K - 6500K. Rich blues, ambers, reds, violets and greens can be added in gradients or can completely saturate the output of the light. Interchangeable reflectors allow beam angles between 10° and 60°. This fixture is perfect for retail applications such as car dealerships and clothing stores but is equally well suited for illuminating artwork or using it in an archtainment setting.

- 2000 Lumen Output
- 5 DMX Channels
- Color Tuning: RGB+ Intensity+ CCT
- Tunable Range: 1800K-6500K tunable white
- 84 - 95 CRI
- Dimmable from 100 - 0.1% at constant CCT
- <2 MacAdam ellipse over 50,000 hour life
- Casambi Available

## POWER

- Power Consumption: 31W
- Max. Operating Temp: 104°F (40°C) ambient
- 90 - 305 VAC, 50/60 Hz
- Do not install on a circuit containing a dimmer.
- DMX Addressing is RDM-only.

## OPTICS

- 10°, 20°, 40° or 60° field-changeable reflectors

## WEIGHT

- 3 lbs.

## CALIBRATED CCT SPECIFICATIONS

CCT [K]	TYPICAL CRI
1800 (min)	90
2700	93
3000	95
3500	95
4000	93
6500 (max)	84

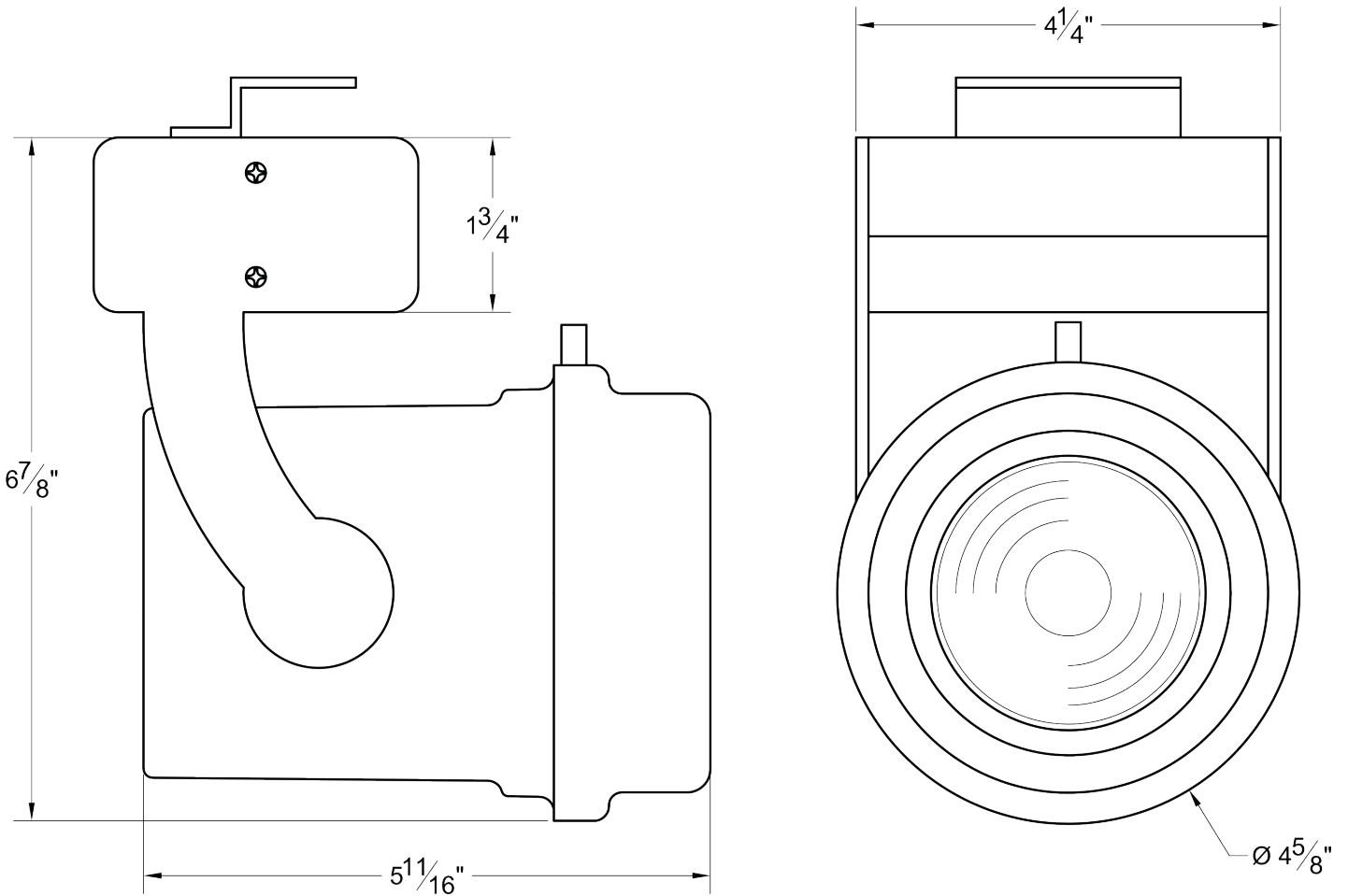
# CTH23 MOSAIC BELL

COLOR MIXING - TUNABLE WHITE

MANUFACTURED IN THE UNITED STATES - IBEW



PRODUCT LISTED  
BY A NATIONALLY  
RECOGNIZED  
TESTING  
LABORATORY

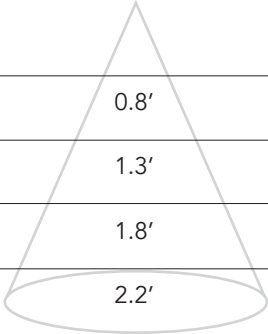


**PHOTOMETRIC DATA**

---

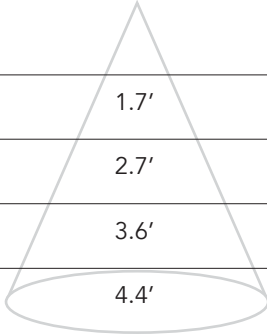
**10° Spot Reflector**

Distance	Beam Spread	Footcandles
5'	0.8'	290
7.5'	1.3'	129
10'	1.8'	73
12.5'	2.2'	46



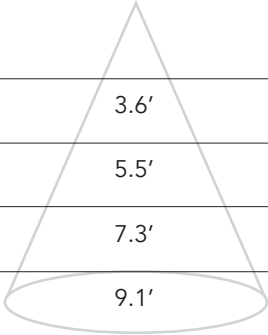
**20° Spot Reflector**

Distance	Beam Spread	Footcandles
5'	1.7'	240
7.5'	2.7'	107
10'	3.6'	60
12.5'	4.4'	38



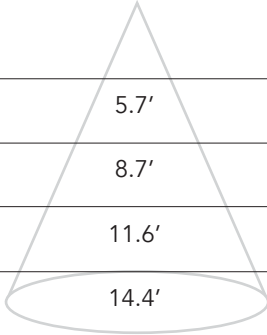
**40° Medium Flood Reflector**

Distance	Beam Spread	Footcandles
5'	3.6'	140
7.5'	5.5'	62
10'	7.3'	35
12.5'	9.1'	22



**60° Flood Reflector**

Distance	Beam Spread	Footcandles
5'	5.7'	80
7.5'	8.7'	36
10'	11.6'	20
12.5'	14.4'	13



# CTH23 MOSAIC BELL

COLOR MIXING - TUNABLE WHITE

MANUFACTURED IN THE UNITED STATES - IBEW



PRODUCT LISTED  
BY A NATIONALLY  
RECOGNIZED  
TESTING  
LABORATORY

## MOUNTING OPTIONS

- DT2 2-circuit track adapter for SpecTrac databus, 120V.
- HDT2 2-circuit track adapter for SpecTrac databus, 277V.
- DXTC Canopy mount with terminal block for DMX.
- GAC Track adapter for 120V global pulse track.
- CM4 Canopy mount (Casambi Wireless only).
- US1 6-5/8" x 1-1/2" Unistrut Adapter (Casambi Wireless only).
- TB8 8" x 8" Portable table base for floor and table use (Casambi Wireless only).
- MC Light duty pipe clamp for small fixtures. For pipes up to 1 5/16" O.D. (Casambi Wireless only).
- MN Medium duty pipe clamp for small to large fixtures. For pipes up to 2" O.D. (Casambi Wireless only).
- PC9M Heavy duty pipe clamp for large, heavy fixtures. For pipes up to 2" O.D. (Casambi Wireless only).

## EXTENSION WANDS

- SP 12 12" Stem
- SP 18 18" Stem
- SP 24 24" Stem
- SP X Custom Length

## ACCESSORIES

- LV6 Louver
- XL6 Cross Baffle Louver
- BD10 Barndoor
- HD6 Hood
- XH6 Cross Baffle Hood
- SH6 Sparkle Hood
- GF22-600\* 5°x50° Linear Lens
- GF22-601\* Beam Softener
- GF22-673\* 50° x 50° Spread Lens
- X00517 Accessory Holder
- LV18\* Honeycomb Louver
- CC18 Coiled Cord
- SC-24 Safety Cable
- WL Wrench Locking

\* X00517 Required, not compatible with 10° reflector option.

## NOTES ON DIMMING

Visit [tslight.com/resources](https://tslight.com/resources) or scan the QR Code.



**SPECIFY:**

MODEL	FINISH	OPTICS
CTH23	B = Black W = White S = Silver CC = Custom Color	10 = 10° 20 = 20° 40 = 40° 60 = 60°
MOUNTING		DIMMING
See Mounting Options for Ordering Codes		DX = DMX / RDM CS = Casambi Wireless

**ORDERING INFORMATION**

PROJECT:	
LOCATION:	
QUANTITY:	
CONTACT:	
PHONE:	
EMAIL:	

**EXAMPLE:** CTH23-B-60-DT2-DX

MODEL	FINISH	OPTICS	MOUNTING	DIMMING
CTH23				