



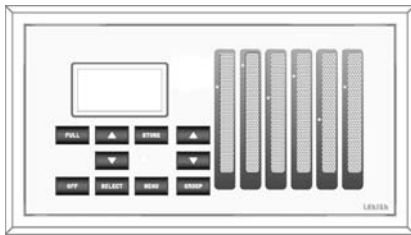
## DMX-based Architectural Controls

- 512 DMX Outputs
- Up to 120 Single or Multi-Channel Zones
- 18 Presets
- Color LED Support
- LED Virtual Intensity
- Capacitive Touch
- Paged Zone Control
- Auto Sequence

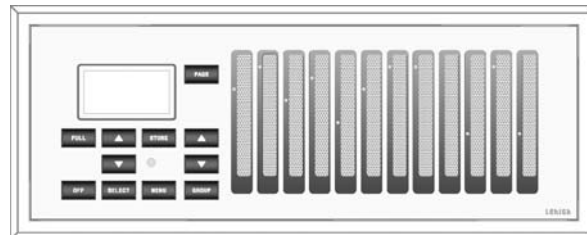
*impress™* DMX offers the same sophistication and elegance of our Collage *impress™* architectural controls using DMX512 communication for simple integration into any DMX-based lighting system. All of our stations offer a state-of-the-art capacitive touch interface for architectural lighting control. *impress™* DMX provides control for up to 120 single or multi-channel zones across 512 DMX outputs, 18 presets, and includes support for color LEDs with virtual intensity control for RGB fixtures. This system is ideal for restaurants, themed-retail, conference rooms, houses of worship, convention centers, and theater house light control. The LCD display, buttons, and sliders provide an easy to use interface for preset recall, level, color, and fade time editing, master raise/lower control for presets, zones or grouped zones. The touch sliders, each with a 10-segment LED bargraph, provide quick adjustments with a single touch for color select, full on, off or intensity. Enter color mode and select colors with the slider while color names are displayed in the LCD. The DTM6xx master can operate as a standalone controller, with multiple masters, and remote stations. The DTM6xx masters, DTE606RL, and DTE-LCD remotes include infrared remote control. Options include wireless DMX, partition control, and a 0-10V or contact closure output interface.

### Station Configurations (Available in Black, Tan, and White)

#### Masters



DTM606

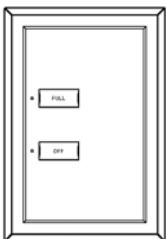


DTM612

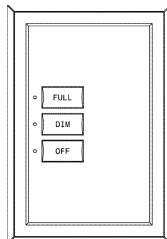


INFRARED REMOTE

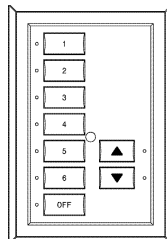
#### Remotes



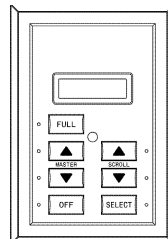
DTE602



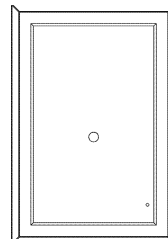
DTE603



DTE606RL

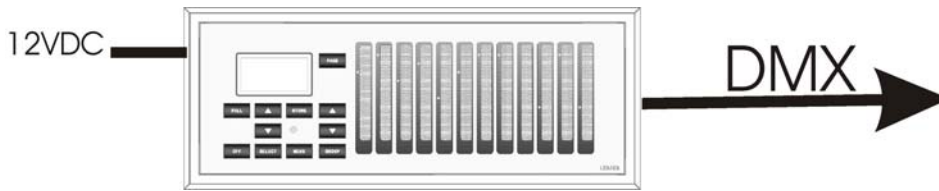


DTE-LCD

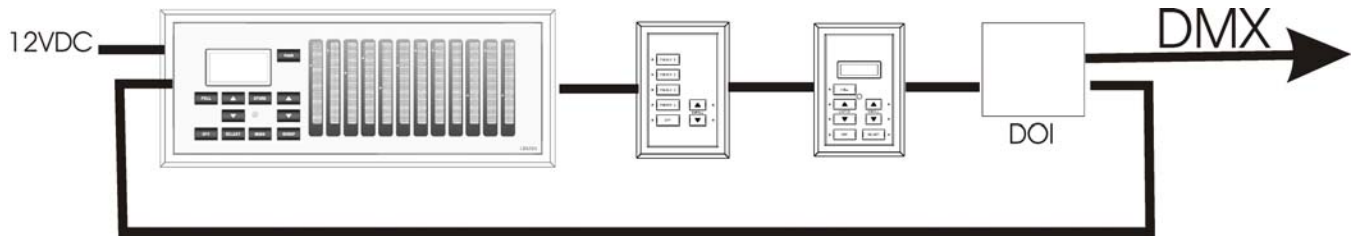


DTE-IR

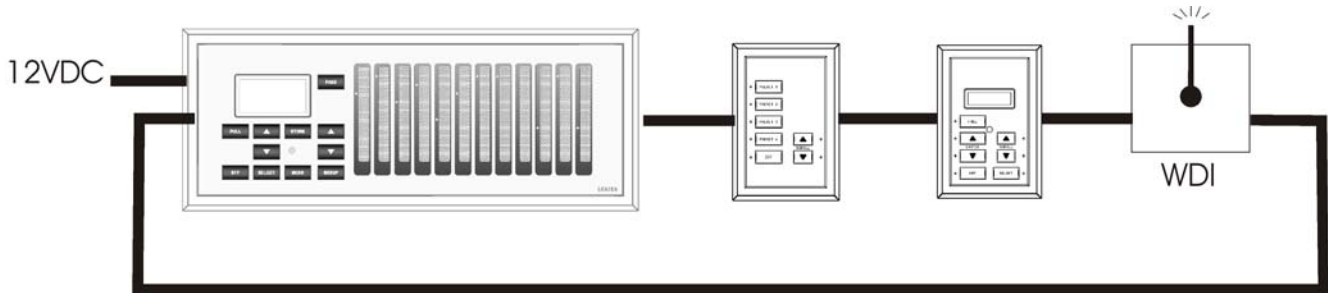
## Typical Risers



## Standalone Operation



## Master with remote stations. Requires DOI (DMX Output Interface)



## Master with remote stations and wireless DMX interface (W-DMX compatible)

**Input Power:** 12V DC, 300mA DTM, 150mA DTE, 200mA DTE-LCD, 450mA WDI

**DOI:** DMX output interface, 1kV optically isolated, and pass thru for inter-station communications loop

**WDI:** Wireless DMX interface (W-DMX compatible)

**Zone Types:**

| Zone Types  | Virtual Intensity* | Zone Sliders Used | DMX Outputs | Maximum Zone Capacity |
|---|--------------------|-------------------|-------------|-----------------------|
| Dim   |                    | 1                 | 1           | 120                   |
| Non-dim   |                    | 1                 | 1           | 120                   |
| RGB   | Yes                | 1                 | 3           | 120                   |
| RGBI  |                    | 1                 | 4           | 120                   |
| RGBx (4 <sup>th</sup> color A/W)                          | Yes                | 2                 | 4           | 60                    |
| RGBxI (4 <sup>th</sup> color A/W)                         |                    | 2                 | 5           | 60                    |
| RGBxx (4 <sup>th</sup> /5 <sup>th</sup> colors AW or WA)  | Yes                | 3                 | 5           | 40                    |
| RGBxxI (4 <sup>th</sup> /5 <sup>th</sup> colors AW or WA) |                    | 3                 | 6           | 40                    |

\*Virtual intensity channel provides intensity control of an RGB LED fixture that does not have an intensity control built-in to the fixture. This channel will fade and provide proportional control of the programmed color.

**Single Slider Control:** One slider controls RGB and intensity, two modes. Additional colors (Amber/White) use adjacent sliders.

**RGB Color Control:** 200 colors

**Patching:** Full patching capability, DMX range setup for multiple masters

**Partition control:** Combine rooms for preset recall from multiple masters.