



MOSAIC Pendant



5 Holt Drive,
Stony Point, NY 10980
845-947-3034
www.tslight.com

Color Mixing - Tunable White

The Mosaic Pendant is a sleek, architecturally styled fixture with a dramatic full color output. It also features tunable white from 1650K-8000K and high CRI. Rich blues, ambers, reds, violets and greens can be added in gradients or can completely saturate the output of the light. Interchangeable reflectors allow beam angles between 10° and 60°. This fixture will modernize almost any hospitality space, including restaurants, hotels, nightclubs and bars.

Key Features:

- 2000 Lumen Output
- 4 DMX Channels
- Tunable range: 1650 - 8000K tunable white.
- 90+ CRI
- Dimmable from 100 - 0.1% at constant CCT
- <2 MacAdam ellipse over 50,000 hour life
- On-board Bluetooth Low Energy (BLE) included in every fixture
- Dim-to-warm option available, consult factory for details.

Manufactured in the USA - IBEW

PRODUCT LISTED
BY A NATIONALLY
RECOGNIZED
TESTING
LABORATORY



Power


- Power Consumption: 28W
- Max. Operating Temp.: 104°F (40°C) ambient
- 90-305 VAC, 50/60 Hz
- Do not install on a circuit containing a dimmer.
- DMX Addressing is RDM-only (No onboard DMX)

Optics

- 10°, 20°, 40° or 60° field-changeable reflectors

Weight

- Weight: 5 lbs.



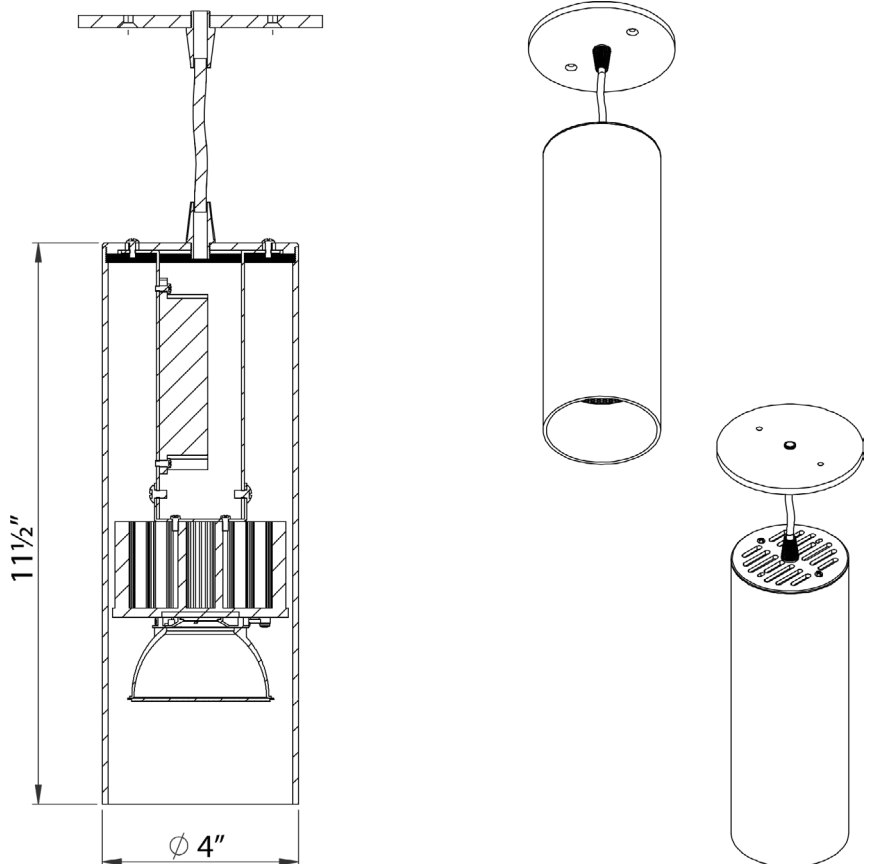
Emitter 2-Year Warranty

The warranty on the LED Emitter used in this Times Square Lighting product shall have a two year warranty from the date of purchase.



COLORMIX

*Specification sheets are subject to change without notice.



Ordering Matrix

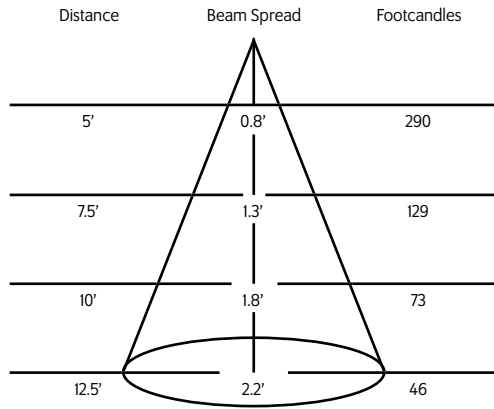
| Model | Finish | Optics | Mounting | Dimming* | Cable / Stem Length |
|-------|-----------------------------------------------------------|----------------------------------------------|----------------------|----------------------------------|----------------------------------------------------------------------------------------|
| PCT22 | B - Black W - White S - Silver CC - Custom Color | 10 = 10° 20 = 20° 40 = 40° 60 = 60° | See Mounting Options | BT = Bluetooth DX = DMX / RDM | SP12 = 12" Stem SP18 = 18" Stem SP24 = 24" Stem SPX = Custom Stem (in inches) |

* See mounting options below for additional notes on dimming.

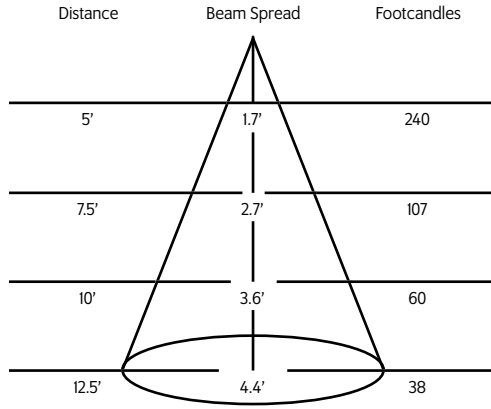
Example: PCT22-B-60-DXTC-DX-SP12

PCT22 - _____

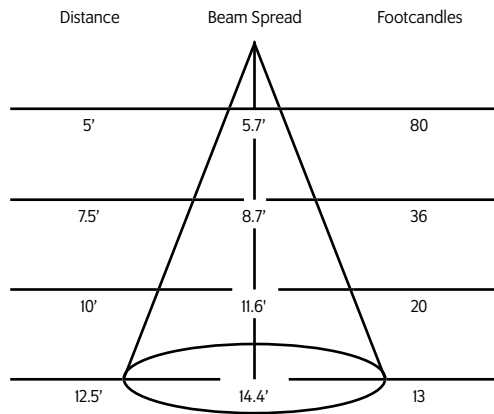
10° Spot Reflector



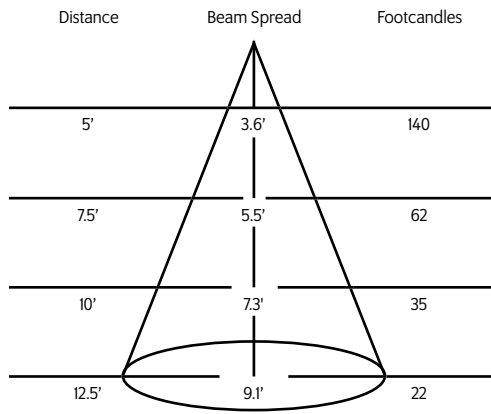
20° Spot Reflector



60° Flood Reflector



40° Medium Flood Reflector



DT2

Track adapter for SpecTrack 2-Circuit data track. 120V.

HDT2

Track adapter for SpecTrack 2-Circuit data track. 277V.

DXTC

Canopy mount with terminal block for DMX. (DMX stem mount only).

GAC

Track adapter for 120V global pulse track.

CM4*

Canopy mount (Bluetooth, 010V dimming, lutron ecosystem only).

SM

Surface Mount (J-Box Mount)

* Contact factory for wiring details.

Accessories

X00517

Accessory Holder

LV18*

Honeycomb Louver

OF22-9101*

Smoothing Frost Filter

GF22-600*

5x50 Linear Lens

GF22-601*

Solite Softner

GF22-673*

50 x 50 Spread Lens

* X00517 Required, not compatible with 10° reflector option.