



Manufactured in the USA - IBEW




### LED

- 9° SORAA lamp included - use snaps to change the beam angle.
- Color temp options: 2700K, 3000K, 4000K
- CRI: 85 or 95
- No UV or IR

### Dimming\*

- Trailing edge (ELV)
- Leading edge (Triac)



Snap Lenses

\* Specification sheets are subject to change without notice.

# L4M 18.5W LED



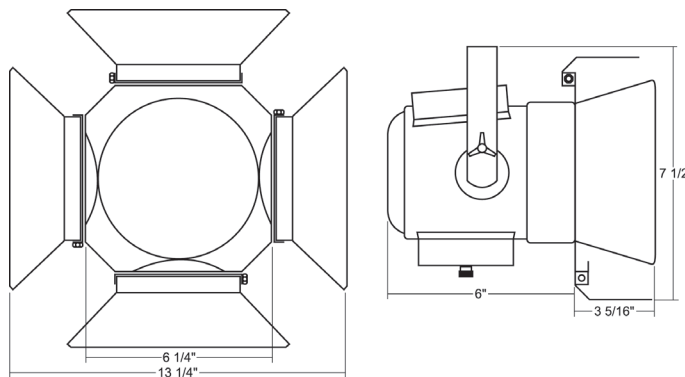
5 Holt Drive,  
Stony Point, NY 10980  
845-947-3034  
info@tslight.com

The L4M is a theatrical styled unit with an integral barndoor to control light spill. It's ideal for galleries and retail applications where a retro style unit is desired.

By utilizing Soraa's Snap System, there are unlimited possibilities for customizing this fixture. Options include the ability to field change the beam angle (Beam Spreader Snap), alter color temperature (CTO Snap), or to add a louver. Color Snaps can be used to produce brilliant hues of any color that Rosco or Lee offer.

The Enhance Lens Snap can increase the vividness of warm colors (including red, orange and pink and greens). Aim Snaps can bend the beam to a maximum deflection angle of 20°. Linear Snap Lenses can alter the beam to act as a wall wash.

Additional fixture features include an internal self-locking yoke, adjustable head and hinged front for easy re-lamping. Internal accessory holder accepts louvers, barndoors, hoods and a variety of filters. Available in standard black, white and silver finishes. Custom colors are available by request and at an additional charge.



### Features:

- Theatrical design
- Locking barndoors
- Numerous mounting options and accessories
- Weight: 2.7 lbs
- Dimmable within forward and reverse phone dimmers

Lamp Type	Watts	CRI	Lumens*
Brilliant	18.5	85 (R9=0)	1280
Vivid	18.5	95 (R9=95)	1000

\* Lumens vary depending on color temperature – results for 3000K lamp used above

### Ordering Matrix

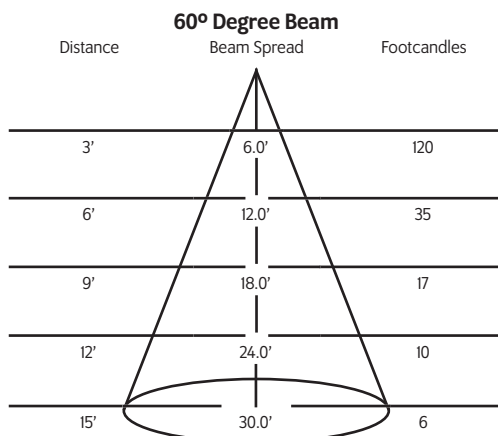
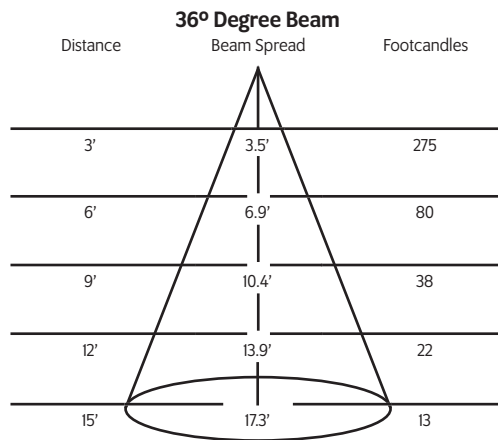
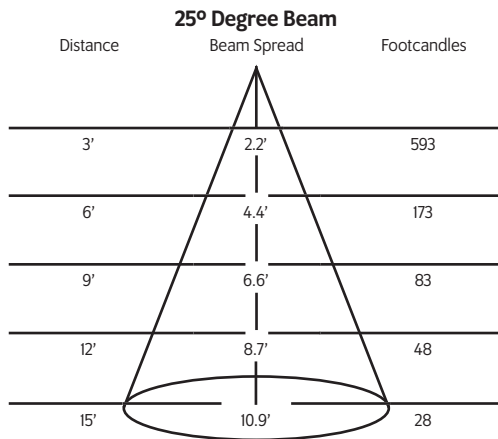
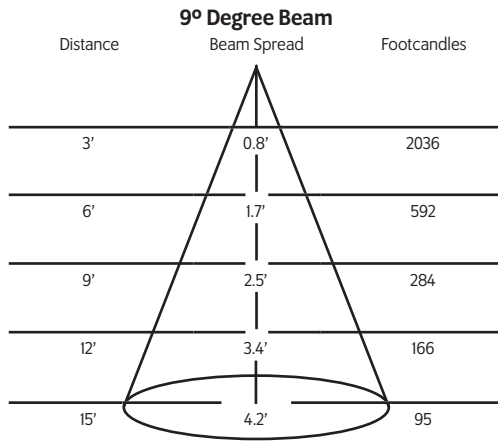
Model	CRI	Color Temperature	Color	Mounting Options	Accessories
L4M	95 85	27 = 2700K 30 = 3000K 40 = 4000K	B = Black W = White S = Silver CC = Custom Color	See Mounting Options	See Accessory Options

\* All fixtures sold with 9° beam angle lamps - use Beam Spreaders to achieve desired angle.

Example: L4M-95-27-B-ADI-01145

L4M - \_\_\_\_\_ - \_\_\_\_\_ - \_\_\_\_\_ - \_\_\_\_\_

## Photometrics



\* Testing done on 3000K unit: Lumen output changes based on color temperature.

## Mounting Options

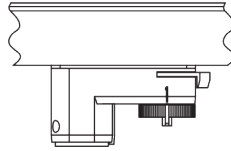
**AD1** Track Adapter for commercial grade 1 & 2 circuit track. 120V. For use with lightweight fixtures.

**DT2** Track adapter for SpecTrack 2-Circuit data track. 120V.

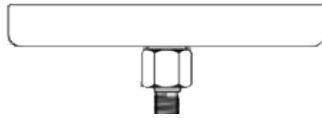
**HDT2** Track adapter for SpecTrack 2-Circuit data track. 277V.

**TA2** Track adapter for G-Series specification grade 2-circuit track. 120V.

**TA3** Track adapter for G-Series specification grade 3-circuit track. 120V.



**CM4** Canopy Mount



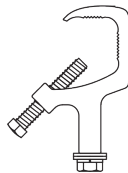
**US1** 6<sup>5</sup>/<sub>8</sub>" x 1<sup>1</sup>/<sub>2</sub>" Unitrut Adapter



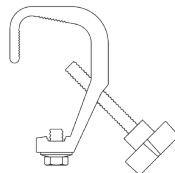
**TB4** 6<sup>1</sup>/<sub>4</sub>" Portable wall mount/table base floor, wall or table use.



**MC** Light duty pipe clamp for small fixtures. For pipes up to 15/16" O.D.



**MN** Medium duty pipe clamp for small to large fixtures. For pipes up to 2" O.D.



## Accessories

<b>01145</b>	25° Beam Spreader Snap
<b>01147</b>	36° Beam Spreader Snap
<b>01149</b>	60° Beam Spreader Snap
<b>01595</b>	10°-36° Linear Snap
<b>03261</b>	10°-60° Linear Snap
<b>01597</b>	36°X36° Flat Top Snap
<b>01151</b>	40° Cutoff Louver
<b>03257</b>	20° Maximum Deflection Snap
<b>01153</b>	¼ Color Temperature Shift Snap
<b>01155</b>	½ Color Temperature Shift Snap
<b>01157</b>	¾ Color Temperature Shift Snap
<b>03283</b>	Enhance Snap
<b>02185-C</b>	Color Snap (Specify Color)
<b>CC18</b>	Coil Cord

## Extension Wands

<b>SP12</b>	12" Stem
<b>SP18</b>	18" Stem
<b>SP24</b>	24" Stem
<b>SPX</b>	Custom Length

## IES Files

Visit [tslight.com](http://tslight.com) to find comprehensive IES data.