


Manufactured in the USA - IBEW



Features

- Precision optics delivers high quality smooth gradient light beam patterns
- Industry leading lumen maintenance and color point stability
- Snap lenses provide numerous customization options including adding color
- 120V AC
- Power factor 0.85
- Dimmable with forward phase dimmers
- Internal self-locking yoke
- Numerous mounting options
- Weight: 1.5 lbs.



Snap Lenses

*Specification sheets are subject to change without notice.

C3M

PAR20 SORAA LED



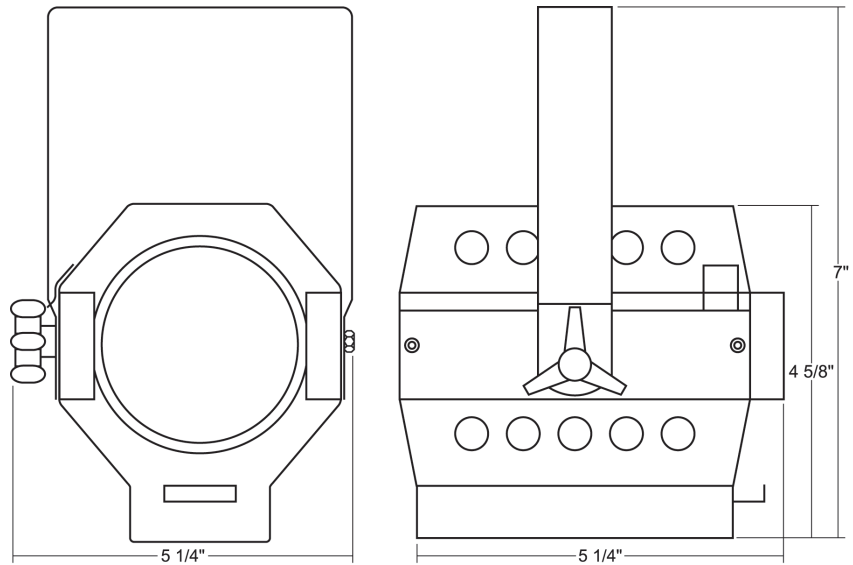
5 Holt Drive,
Stony Point, NY 10980
845-947-3034
info@tslight.com

The C3M combines industry leading Soraa LED technology with optical, electrical, and thermal management solutions to deliver the lighting equivalence of a conventional 75W halogen PAR20 lamp with the benefits of solid state lighting.

By utilizing Soraa's Snap System, unlimited possibilities for customizing this fixture are available. Options include the ability to field change the beam angle (Beam Spreader Snap), color temperature (CTO Snap), or to add a louver. Color Snaps can be used to produce brilliant hues of any color that Rosco or Lee offer.

The Enhance Lens Snap can increase the vividness of warm colors (including red, orange and pink and greens). Aim Snaps can bend the beam to a maximum deflection angle of 20°. Linear Snap Lenses can alter the beam to act as a wall wash.

The C3M features an adjustable head and hinged top for easy re-lamping. Its external accessory holder accepts louvers, barndoors (shown), hoods and a wide variety of filters. Available in standard black, white and silver finishes. Custom colors are available by request and at an additional charge.



Lamp Type	Watts	CRI	Lumens*
Brilliant	11	85 (R9=0)	690
Vivid	11	95 (R9=95)	540

*Lumens vary depending on color temperature - results for 3000K lamp used above.

Ordering Matrix

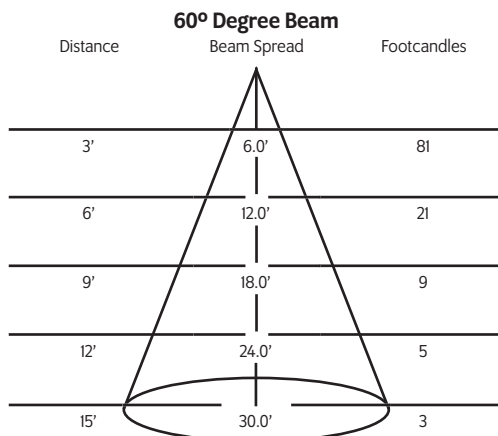
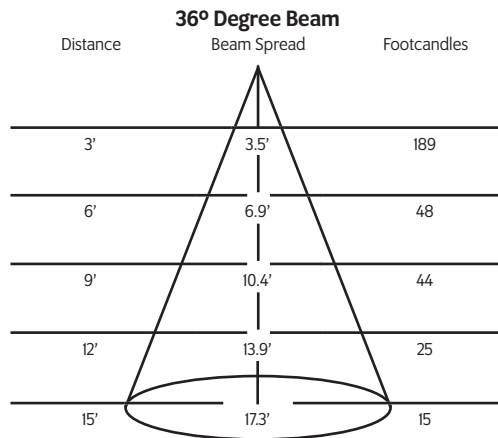
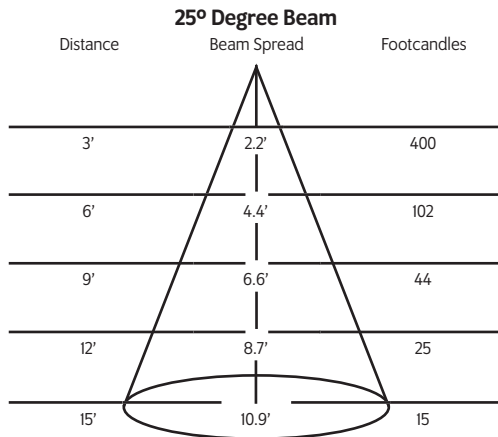
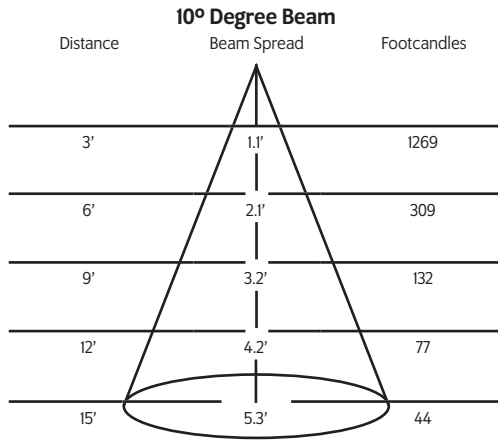
Model	CRI	Color Temperature	Color	Mounting Options	Accessories
C3M	95 85	27 = 2700K 30 = 3000K 40 = 4000K	B=Black W=White S=Silver CC=Custom Color	See Mounting Options for Ordering Codes	See Accessory Options for Ordering Codes

*All fixtures sold with 10° beam angle lamps – use Beam Spreaders to achieve desired angle.

Example: C3M-9527-B-ADI-LV3

C3M- _____ - _____ - _____ - _____

Photometric Data



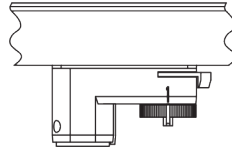
*Beam spread calculated based on field diameter.

Mounting Options

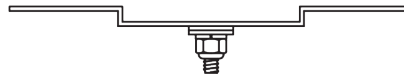
AD1 Track Adapter for commercial grade 1-circuit track. 120V. For use with lightweight fixtures.

TA2 Track adapter for G-Series specification grade 2-circuit track.

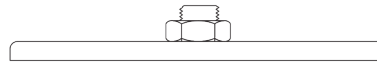
TA3 Track adapter for G-Series specification grade 3-circuit track.



US1 Unistrut adapter.



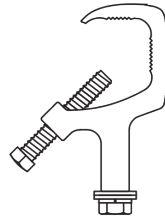
CM1 Low profile canopy for permanent mounting on standard 4" electrical boxes.



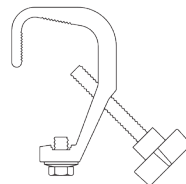
TB4 6" Portable wall mount/table base for floor, wall or table use.



MC Medium duty pipe clamp for pipes up to 1 1/2" O.D.



MN Medium duty pipe clamp for pipes up to 2" O.D.



Accessories

BD5	Barndoor
LV5	Full Size Louver
HD5	Hood/Snoot
CC18	Coil Cord Option
SC-24	Safety Cable
CF5	Color Frame
GF5	Glass Color Filter
DF5	Dichroic Color Filter
GF5-600	5°x50° Linear Lens
GF5-601	Beam Softener
GF5-673	50°x50° Spread Lens

Snap Accessories

00325	25° Beam Spreader Snap
00327	36° Beam Spreader Snap
00329	60° Beam Spreader Snap
00331	10°-25° Linear Snap
00333	10°-36° Linear Snap
03259	10°-60° Linear Snap
00335	25°x25° Flat Top Snap
00337	36°x36° Flat Top Snap
00339	40° Cutoff Louver
00325	20° Maximum Deflection Snap
00323	1/4 Color Temperature Shift Snap
0032	1/2 Color Temperature Shift Snap
00319	3/4 Color Temperature Shift Snap
03281	Enhance Snap
02183-C	Color Snap (Specify Color)

Extension Wands

SP 12	12" Stem
SP 18	18" Stem
SP 24	24" Stem
SP X	Custom Length

IES Files

Visit tslight.com to find comprehensive IES data.