



Manufactured in the USA - IBEW

PRODUCT LISTED
BY A NATIONALLY
RECOGNIZED
TESTING
LABORATORY



Construction

- Steel & aluminum housing with black, white or silver finish
- Internal multiple accessory holder
- Weight: 7 lbs.

Electrical

- Integral electronic driver
- 100-277V, 50/60Hz
- Meets FCC 47 CFR Part 15/18 Requirements

Optics

- 12°, 19°, 33° 40°, 48°, 55°, and 64°
Field - changeable reflectors

CR80

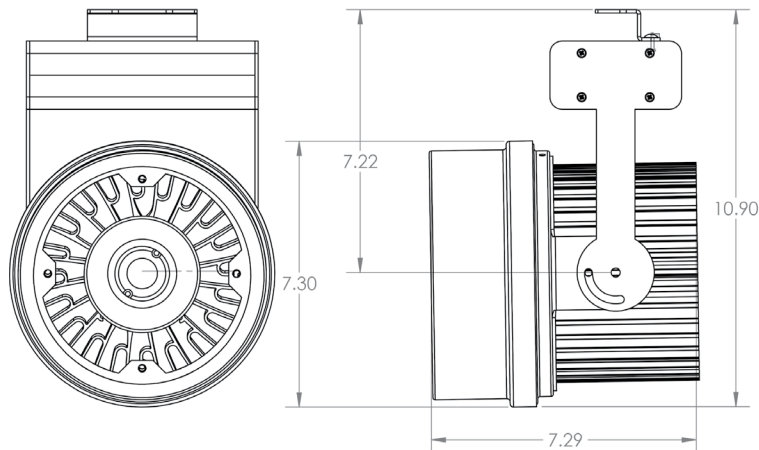
65W, 7500 Lumen LED



5 Holt Drive,
Stony Point, NY 10980
845-947-3034
info@tslight.com

The CR80 is a powerful LED fixture designed for medium to long throw applications. This efficient, 65-watt LED fixture can produce a 12° degree beam that rivals line voltage PAR technology. The CR80 utilizes a Cree XLamp LED array that delivers a high lumen output and uniform color. At full 7400 lumen output, the fixture can be dimmed on any 0-10v dimming package. A trailing edge (ELV) and leading edge (triac) dimmer system will yield 7000 lumens maximum.

The CR80 is available in Black, White, and Silver finishes. Custom colors are available upon request.



LED

- 2700K, 3000K, 3500K, 4000K, 5000K
- CRI: 80 Standard or 92 Optional
- Beam Angle: 12°, 19°, 33° 40°, 48°, 55°, 64°
- Cree XLamp LED array
- No UV or IR

CRI	Total Wattage	Lumens	Efficacy (Lm/W)	CRI
80	65	7400	123	80

* Total wattage equals LED plus driver. Delivered lumen may vary depending on LED module, color temperature, optics, and accessories.

* Testing done with 4000K COB.

Dimming

- Trailing edge (ELV): 120V (7000 max lumens)
- Leading edge (Triac): 120V (7000 max lumens)
- 0-10V: 120-277V with surface mounting. For track applications, use E-series 2-circuit with data bus.
- **Lutron Consult Factory for Details**
- See ICR80 specification sheet for DMX Dimming (LINK).

Ordering Matrix

Model	LED Module	Color Temp	Finish	Voltage	Optics	Mounting	Dimming*	Accessories
CR80	80 92	27=2700K	B = Black	120	10=10°	See Mounting Options	TE = Trailing Edge† LE = Leading Edge† 010 = 0-10V ND = Non-Dimming	See Accessory Options
		30=3000K	W = White	240	12=12°			
		35=3500K	S = Silver	277	19=19°			
		40=4000K	CC = Custom		33=33°			
		50=5000K	Color		40=40°			
		57=5700K			48=48°			
					55=55°			
					64=64°			

Maximum ambient temperature: 35°C †120V Only
Maximum operating angle: 45° from vertical

* See "Notes on Dimming" on reverse

Example: CR80-9230-B-120-CM4-010

CR80- _____

* Specification sheets are subject to change without notice.

Mounting Options

DT2 2-Circuit track adapter for SpecTrack Databus. 120V.

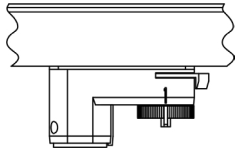
TA2 Track adapter for G-Series specification grade 2-circuit track. 120V.

HTA2 Track adapter for G-Series specification grade 2-circuit track. 277V.

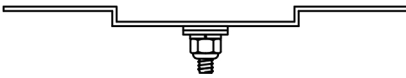
STA 2 circuit track adapter for Data Bus. Specification grade track. 120V.

HSTA 2 circuit track adapter for Data Bus. Specification grade track. 277V.

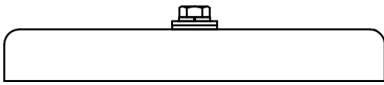
TA3 Track adapter for G-Series specification grade 3-circuit track. 120V.



US1 6 $\frac{5}{8}$ " x 1 $\frac{1}{2}$ " Unistrut Adapter

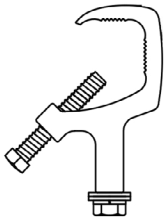


TB8 8" x 8" Portable table base for floor and table use

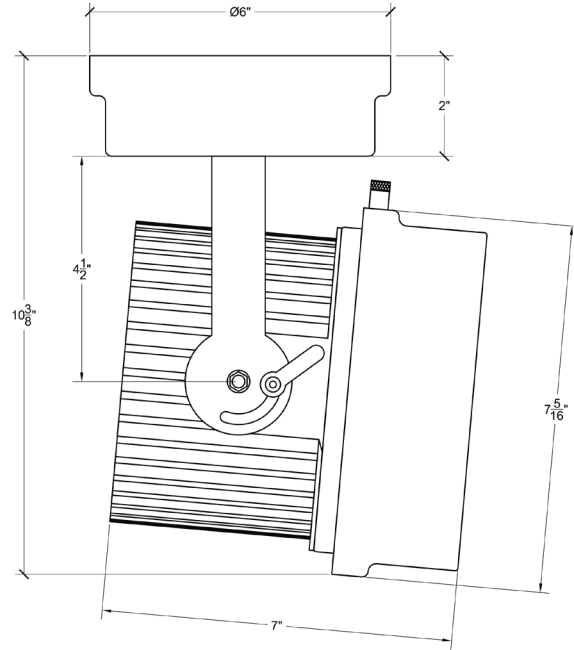


MN Medium duty pipe clamp for small to large fixtures. For pipes up to 2" O.D.

PC9M Heavy duty pipe clamp for large, heavy fixtures. For pipes up to 2" O.D.



CM3 Canopy Mount



Accessories

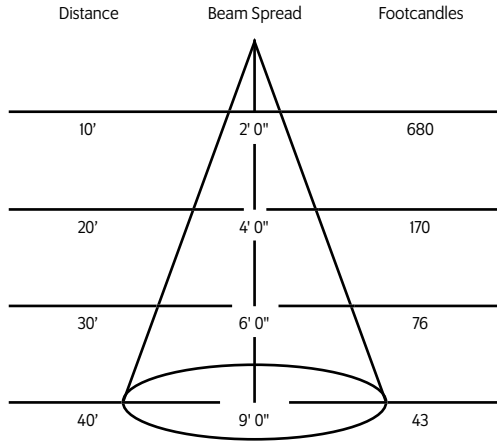
LV9	Louver
LV9BD	Louver (for use with BD9)
BD9	Barndoor
HD9	Hood
SH9	Sparkle Hood
XH9	Cross Baffle Hood
CF9	Color Frame
GF9	Glass Color Filter
DF9	Dichroic Color Filter
GF9-600	5°x50° Linear Lens
GF9-601	Beam Softener
GF9-673	50°x50° Spread Lens
CC18	Coiled Cord
SC-24	Safety Cable

Extension Wands

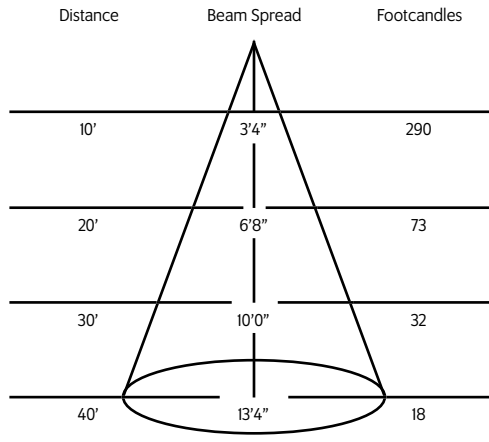
SP 12	12" Stem
SP 18	18" Stem
SP 24	24" Stem
SP X	Custom Length

Photometric Data

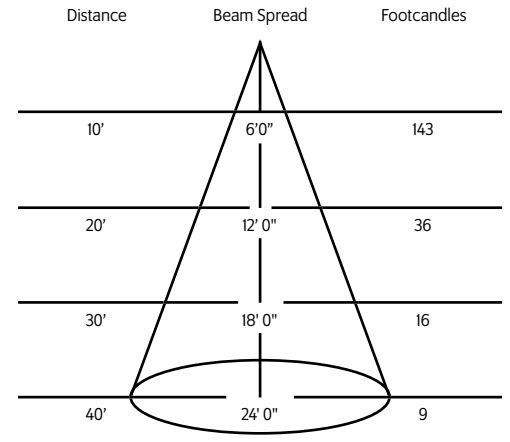
12° Spot Reflector



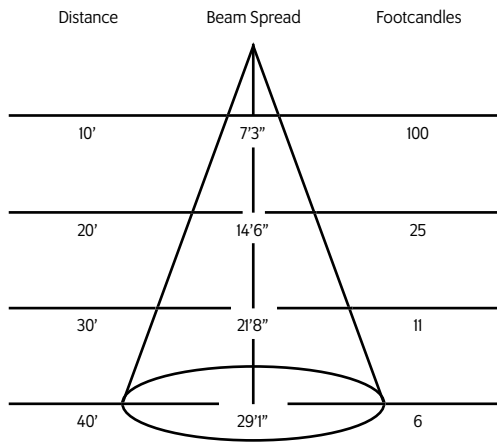
19° Spot Reflector



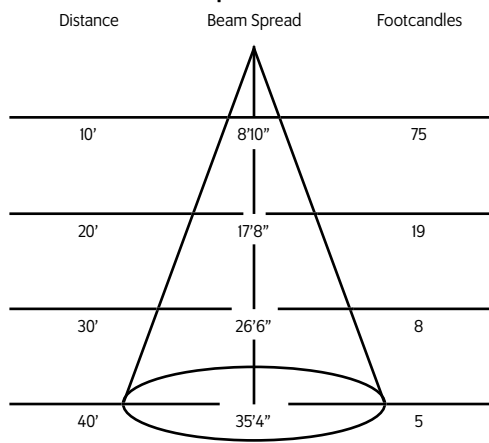
33° Spot Reflector



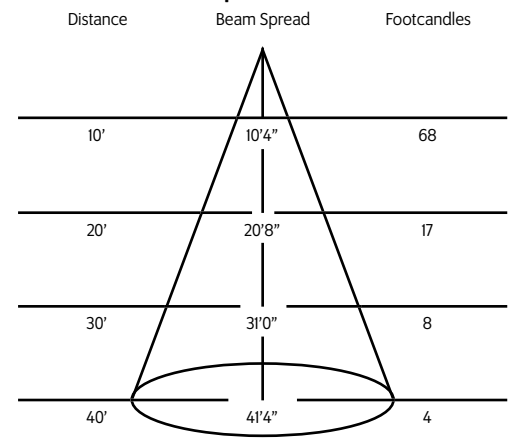
40° Spot Reflector



48° Spot Reflector



55° Spot Reflector



64° Spot Reflector

