



T639H 39W T6 T670H 70W T6



5 Holt Drive,
Stony Point, NY 10980
845-947-3034
info@tslight.com

The T639H and T670H are designed to accept 39 and/or 70-watt T6 metal halide lamps. These units can be ordered with either a spot or flood reflector that can also be changed in the field. These fixtures are ideal for retail and commercial applications where an energy saving, long lamp life fixture is required.

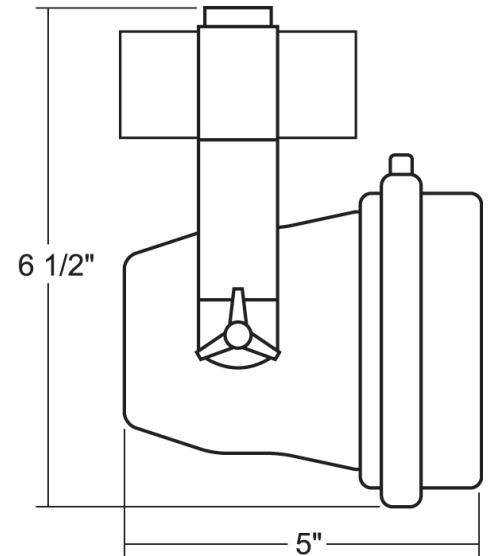
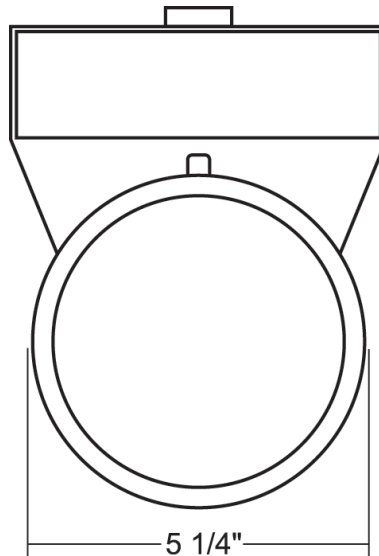
An internal accessory holder can accommodate louvers, barndoors, hoods and an array of color and diffusion filters. Available in standard black, white and silver finishes. Custom colors are available by request and at an additional charge.

Manufactured in the USA - IBEW



Features

- 120 and 277-volt available
- Accepts 39 and/or 70-watt T6 metal halide lamps
- 17° Spot and 36° flood reflectors
- Energy efficient
- Long lamp life
- Numerous mounting options and accessories
- Weight: 3.4 lbs



Lamp Types

CDM35/T6/830
CDM70/T6/830

39W Clear; 12000Hrs; 3400 Lumens; 81 CRI; 3000°K Color Temp
70W Clear; 12000Hrs; 6200 Lumens; 81 CRI; 3000°K Color Temp

Osram Powerball

MC39T6/U/Gi2/830 PB
MC70T6/U/Gi2/830 PB

35W Clear; 8000Hrs; 3400 Lumens; 85 CRI; 3000°K Color Temp
70W Clear; 8000Hrs; 6700 Lumens; 85 CRI; 3000°K Color Temp

Ordering Matrix

Model	Finish	Reflector	Mounting	Accessories
T639H T670H	B = Black W = White S = Silver CC = Custom Color	SP = 17° Spot FL = 36° Flood	See Mounting Options	See Accessory Options

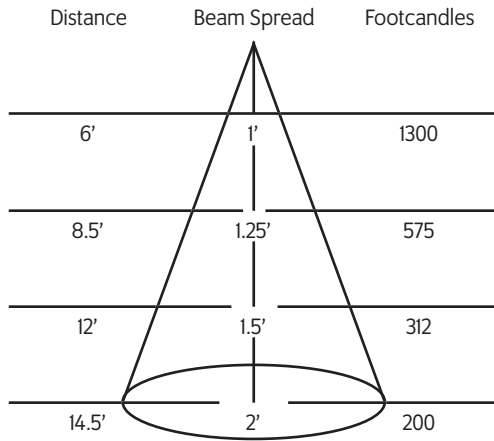
Example: T639CM-B-T1-LV6 (Pick One)

T639H - _____ - _____ - _____ | T670H - _____ - _____ - _____

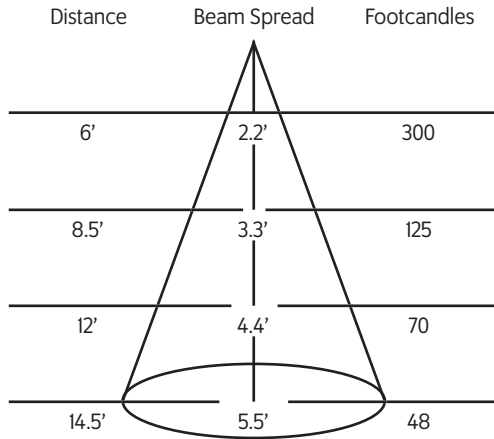
*Specification sheets are subject to change without notice.

Photometric Data

39W T6 MH Spot Reflector



39W T6 MH Flood Reflector



Mounting Options

AD1

Track adapter for commercial grade 1 & 2 circuit track. 120V. For use with Lightweight fixtures.

T1

Track adapter for commercial grade 1 & 2 circuit track. 120V. For use with larger, heavier fixtures.

TA2 / HTA2 (277)

Track adapter for G-Series specification grade 2-circuit track. 120V or 277V.

TA3

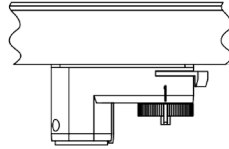
Track adapter for G-Series specification grade 3-circuit track. 120V.

TA1 / TE2 (2 circuit)

Track adapter for E-Series specification grade track. 1 or 2 circuit. 120V.

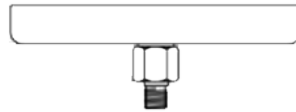
ST2

2 circuit track adapter for Data Bus. Specification grade track. 120V.



CM4

Canopy mount.



US1

6 5/8" x 11/2" Unistrut adapter.



TB4

6 1/4" Portable wall mount/table base floor, wall or table use.

TB8

8" x 8" Portable table base for floor or table use.



MC

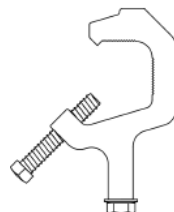
Light duty pipe clamp for small fixtures. For pipes up to 15/16" O.D.

MN

Medium duty pipe clamp for small to large fixtures. For pipes up to 2" O.D.

PC9M

Heavy duty pipe clamp for large, heavy fixtures. For pipes up to 2" O.D.



Accessories

LV6

Louver

XL6

Cross Baffle Louver

BD10

Barndoor

HD6

Hood

XH6

Cross Baffle Hood

GF10

Glass Color Filter

DF10

Dichroic Color Filter

GF10-600

5°x50° Linear Lens

GF10-601

Beam Softener

GF10-673

50°x50° Spread Lens

GF10-700

UV Blocking Filter

CC18

Coiled Cord

SC-24

Safety Cable

WL

Wrench Locking

Light Blocking Screens

Stainless steel screens used singly or in combinations to block transmitted light without changing color temperature.

LBS10-20

20% Light Blocking

LBS10-30

30% Light Blocking

LBS10-40

40% Light Blocking

Extensions Wands

SP 12

12" Stem

SP 18

18" Stem

SP 24

24" Stem

SP X

Custom Length

Reflector

SP

17° Spot

FL

36° Flood

Finish

B

Black

W

White

S

Silver

CC

Custom Color

