

CTH30

3000 LUMENS



5 Holt Drive,
Stony Point, NY 10980
845-947-3034
www.tslight.com

Color Tuning

The CTH Series features tunable color and a high CRI output. They can be controlled via DMX/RDM or even 010V controls. They feature tunable white from 1800K-8000K with a CRI of 90+ across the entire temperature range. Rich blues, ambers, reds, violets and greens can be added in gradients or can completely saturate the output of the light. Interchangeable reflectors allow beam angles between 10° and 60°. This fixture is perfect for retail applications such as car dealerships and clothing stores but is equally well suited for illuminating artwork or using in an archtainment setting. The variable white feature also makes it a good option for healthcare facilities.

Manufactured in the USA - IBEW



Power

- **Voltage:** 120-277V, 50/60 Hertz
- **Power Consumption:** 50W for CTH30
- **Max. Operating Temp.:** 104°F (40°C) ambient

Optics

- 10°, 20°, 40° or 60° field-changeable reflectors

Weight

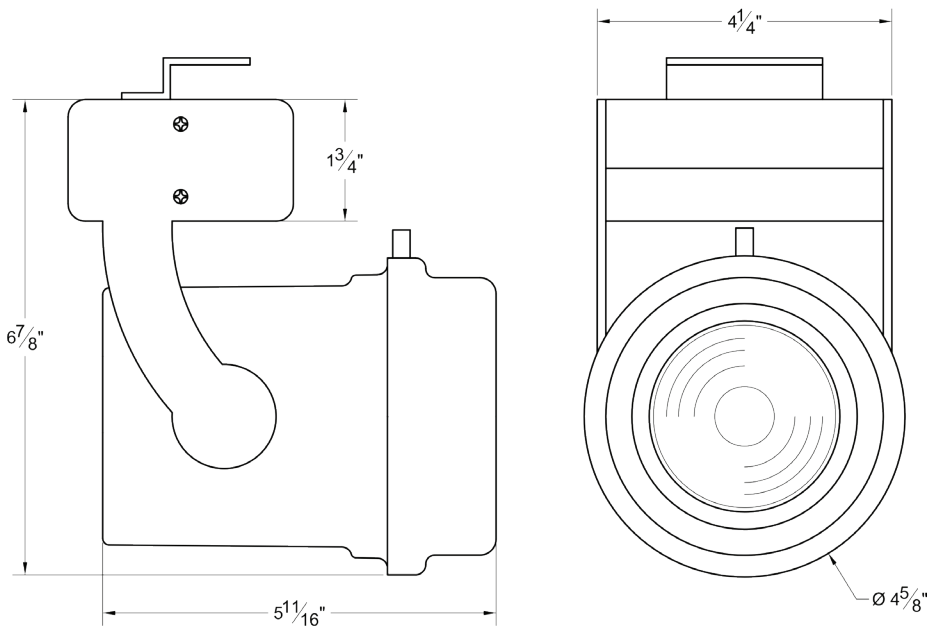
- 4 lbs.

Control

- 4 DMX Channels

Emitter 2-Year Warranty

The warranty on the LED Emitter used in this Times Square Lighting product shall have a two year warranty from the date of purchase.



Color Tuning

- Tunable range: 1650 - 8000K
- 90+ CRI
- Dimmable from 100 - 1% at constant CCT
- Color gamut control: gradients of saturated colors from 1 - 100% can be added to color points
- On board thermal and optical feedback for color consistency and <2 MacAdam ellipse over 50,000 hour life
- Compatible with 0 - 10V wired controls
- SceneSet enables up to five scenes to be preprogrammed and recalled using a 0 - 10V recommended dimmer.

Ordering Matrix

| Model | Array | Finish | Reflector | Mounting | Dimming |
|-------|-----------|---|--|----------------------|------------------------------------|
| CTH | 30 = 3000 | B - Black W - White S - Silver CC - Custom Color | 10 = 10° 20 = 20° 40 = 40° 60 = 60° | See Mounting Options | DX = DMX/RDM 010 = 010V Dimming |

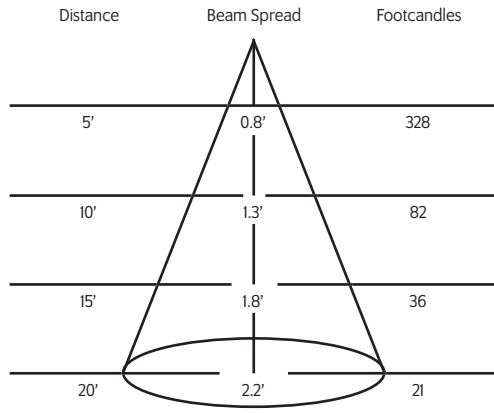
Example: CTH-20-B-60

CTH-_____-_____-_____

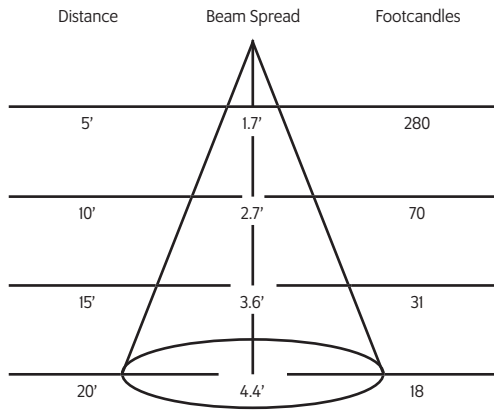
*Specification sheets are subject to change without notice.

Photometric Data 3000° K 92 CRI

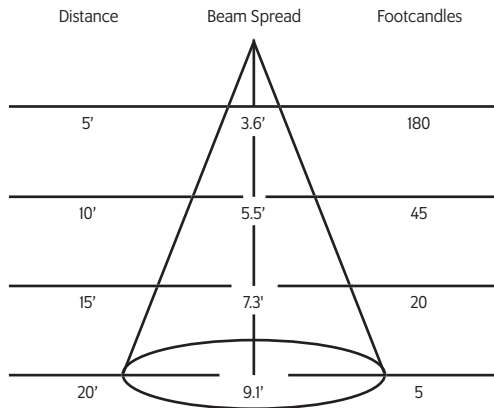
10° Spot Reflector



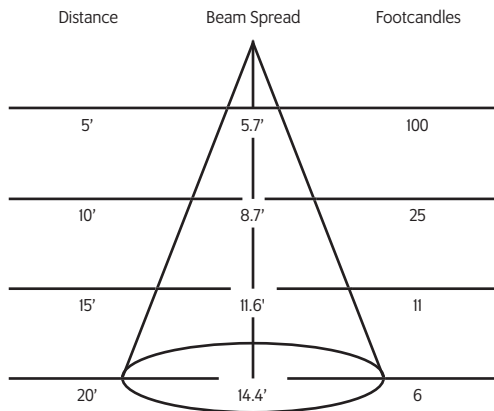
20° Spot Reflector



40° Medium Flood Reflector



60° Flood Reflector



Mounting Options

DT2 2-circuit track adapter for SpecTrack databus. 120V.

HDT2 Track adapter for SpecTrack 2-Circuit data track. 277V.

GAC Track adapter for 120V global pulse track.

CM4* Canopy mount (Bluetooth, 010V dimming only)

MC Light duty pipe clamp for small fixtures. For pipes up to 1 5/16" O.D.

MN Medium duty pipe clamp for small to large fixtures. For pipes up to 2" O.D.

PC9M Heavy duty pipe clamp for large, heavy fixtures. For pipes up to 2" O.D.

DXTC Canopy mount with terminal block for DMX.

* Contact factory for wiring details.

Accessories

| | |
|----------------|------------------------|
| LV7 | Louver |
| XL7 | Cross Baffle Louver |
| BD7A | Barndoor |
| HD7 | Hood |
| XH8 | Cross Baffle Hood |
| SH7 | Sparkle Hood |
| CF8 | Color Frame |
| GF8 | Glass Color Filter |
| DF8 | Dichroic Color Filter |
| GF8-600 | 5° x 50° Linear Lens |
| GF8-601 | Beam Softener |
| GF8-673 | 50° x 50° Spread Lens |
| GF8-702 | UV Blocking Filter |
| LBS8 | Light Blocking Screens |
| CCI8 | Coiled Cord |
| SC-24 | Safety Cable |
| IP | Integral Dimmer |
| WL | Wrench Locking |

Light Blocking Screens

Stainless steel screens used singly or in combinations to block transmitted light without changing color temperature.

| | |
|----------------|--------------------|
| LBS7-20 | 20% Light Blocking |
| LBS7-30 | 30% Light Blocking |
| LBS7-40 | 40% Light Blocking |

Extension Wands

| | |
|--------------|---------------|
| SP 12 | 12" Stem |
| SP 18 | 18" Stem |
| SP 24 | 24" Stem |
| SP X | Custom Length |

Finish

| | |
|-----------|--------------|
| B | Black |
| W | White |
| S | Silver |
| CC | Custom Color |

