



Manufactured in the USA - IBEW



Features

- 120, 220 and 277-volt available
- Integral 12-volt dimmable transformer
- Accepts 120 or 240-watt PAR56 lamps
- Rotating lamp holder for beam definition
- Wrench-lock yoke
- Numerous mounting options and accessories
- Weight: 4.2 lbs

PB56 120

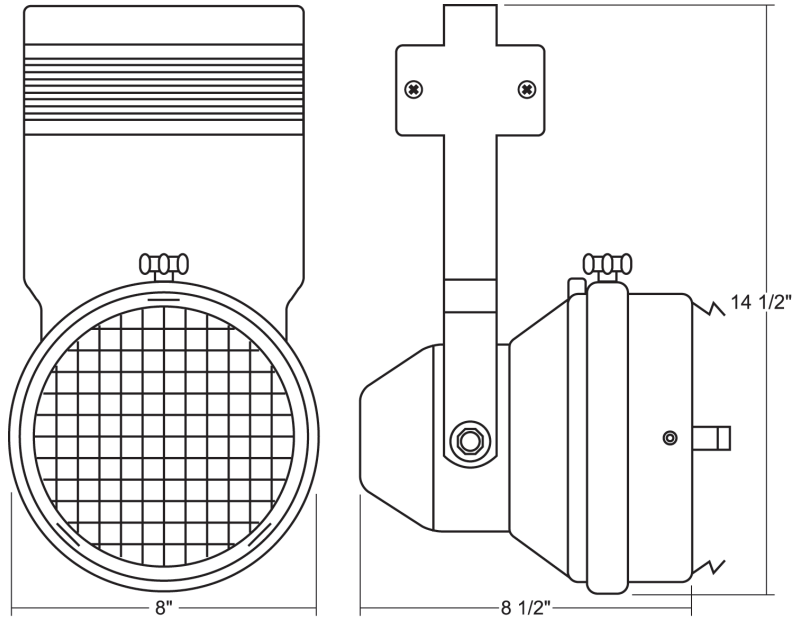
240W PAR56



5 Holt Drive,
Stony Point, NY 10980
845-947-3034
info@tslight.com

The PB56 utilizes a variety of 120 or 240-watt low voltage PAR56 lamps. These glare-free units are ideal for lighting theatres, museums, churches and retail stores where a long throw fixture may be required.

A hinged front opens for easy re-lamping and also rotates for beam definition. The PB56 has an electronic transformer and is adjusted by the use of a wrench-lock yoke. Accessory-retaining clips accept louvers, barndoors, hoods and a variety of filters. Comes in standard black, white and silver finishes. Custom colors are available by request and at an additional charge.



Features

120PAR56/VNSP
120PAR56/MFL
120PAR56/WFL
240PAR56/VNSP
240PAR56/MFL
240PAR56/WFL

120W/12V; 2000Hrs; 6°x8° Beam; 60000 CBCP; 2750°K Color Temp
 120W/12V; 2000Hrs; 9°x18° Beam; 19000 CBCP; 2750°K Color Temp
 120W/12V; 2000Hrs; 18°x35° Beam; 5625 CBCP; 2750°K Color Temp
 240W/12V; 2000Hrs; 6°x9° Beam; 140000 CBCP; 2800°K Color Temp
 240W/12V; 2000Hrs; 8°x19° Beam; 46000 CBCP; 2800°K Color Temp
 240W/12V; 2000Hrs; 18°x35° Beam; 13000 CBCP; 2800°K Color Temp

Ordering Matrix

Model	Finish	Mounting (Optional)	Accessories (Optional)
PB56	B = Black W = White S = Silver CC = Custom Color	See Mounting Options	See Accessory Options

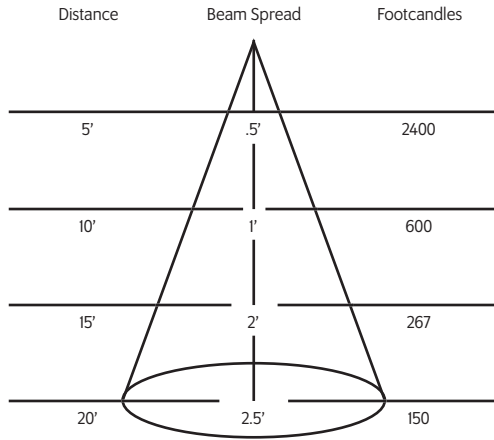
Example: PB56-B-TI-LV1

PB56-_____ - _____ - _____

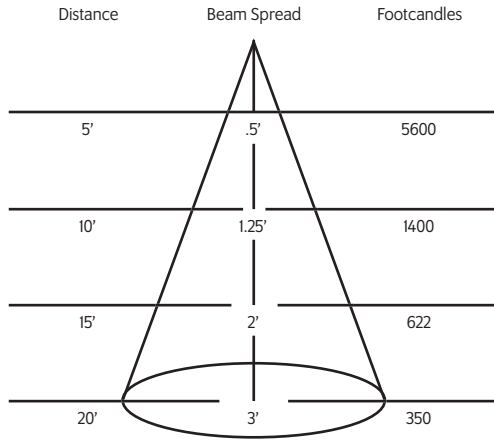
*Specification sheets are subject to change without notice.

Photometric Data

120PAR56/VNSP 6°x8°



240PAR56/VNSP 6°x9°



Mounting Options

ADI

Track Adapter for commercial grade 1-circuit track. 120V. For use with lightweight fixtures.

T1

Track adapter for commercial grade 1 & 2 circuit track. 120V. For use with larger, heavier fixtures.

TA2 / HTA2 (277)

Track adapter for G-Series specification grade 2-circuit track. 120V or 277V.

TA3

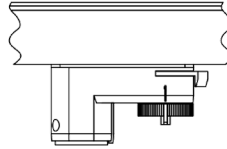
Track adapter for G-Series specification grade 3-circuit track. 120V.

TA1 / TE2 (2 circuit)

Track adapter for E-Series specification grade track. 1 or 2 circuit. 120V.

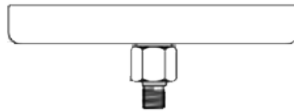
ST2

2 circuit track adapter for Data Bus. Specification grade track. 120V.



CM4

Canopy mount.



US1

6 5/8" x 11/2" Unistrut adapter.



TB4

6 1/4" Portable wall mount/table base floor, wall or table use.

TB8

8" x 8" Portable table base for floor or table use.

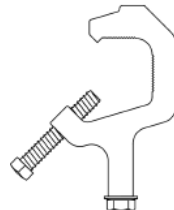


MN

Medium duty pipe clamp for small to large fixtures. For pipes up to 2" O.D.

PC9M

Heavy duty pipe clamp for large, heavy fixtures. For pipes up to 2" O.D.



Accessories

LV9

Louwer

XL9

Cross Baffle Louwer

BD9

Barndoor

HD9

Hood

XH9

Cross Baffle Hood

CF9

Color Frame

GF9

Glass Color Filter

DF9

Dichroic Color Filter

GF9-600

5°x50° Linear Lens

GF9-601

Beam Softener

GF9-673

50°x50° Spread Lens

GF9-702

UV Blocking Filter

CC18

Coiled Cord

SC-24

Safety Cable



Extension Wands

SP 12

12" Stem

SP 18

18" Stem

SP 24

24" Stem

SP X

Custom Length

Finish

B

Black

W

White

S

Silver

CC

Custom Color