

Single Circuit 120V Track

Specification Sheet



5 Holt Drive,
Stony Point, NY 10980
845-947-3034
info@tslight.com

Black

Footage	1-Circuit
2 ft.	L002B
4 ft.	L004B
6 ft.	L006B
8 ft.	L008B

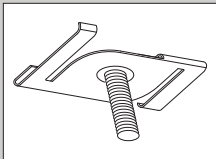
White

Footage	1-Circuit
2 ft.	L002W
4 ft.	L004W
6 ft.	L006W
8 ft.	L008W

* Custom lengths available. Please consult factory.


* Custom colors available.

Mounting Component



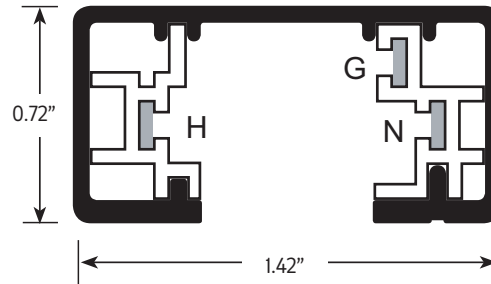
SKBX-12
Grid Clip.

Convenience Outlet

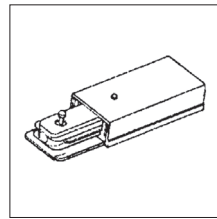


* Specification sheets are subject to change without notice.

Single Circuit



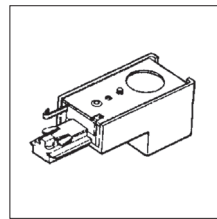
COMPONENTS (Continued on Back)



End Feed

Used when energizing track from an outlet box.

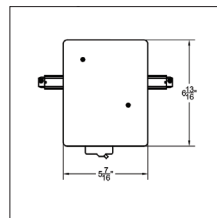
Color	1-Circuit
Black	L010B
White	L010W



End Feed for Conduit

Used when energizing track from an outlet box.

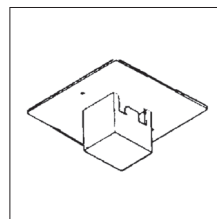
Color	1-Circuit
Black	L017B
White	L017W



Current Limiter

For information on the Current Limiter, [click here](#).

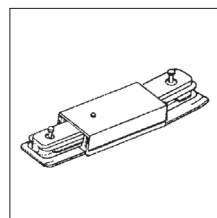
Color	1-Circuit
Black	TSCB
White	TSCW



Floating Feed

Used when energizing track from any point along the track run.

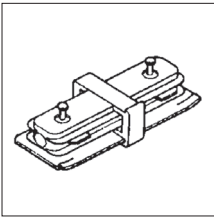
Color	1-Circuit
Black	L011B
White	L011W



Center Feed

Used to join two sections of track together in a straight line. May be used as a feed point.

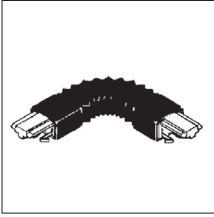
Color	1-Circuit
Black	L012PB
White	L012PW



Straight Connector

Used to join two sections of track together in a straight line. If suspending track with rigid stem, specify (I) L012MC connector (mechanical coupler) wherever a L012 Straight Connector is specified.

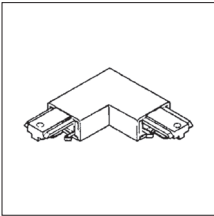
Color	1-Circuit
Black	L012B
White	L012W



Flex Connector

Used to join two sections of track together to create angles from 0° to 360°. Can be flexed on horizontal and vertical planes.

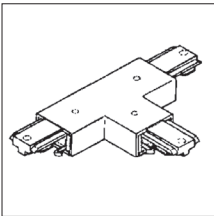
Color	1-Circuit
Black	L018B
White	L018W



L Connector

Used to join two sections of track together at a 90° angle.

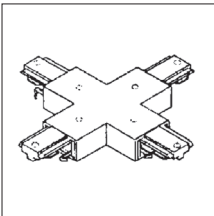
Color	1-Circuit
Black	L014B
White	L014W



T Connector

Used to join three sections of track together in a "T" configuration.


Color	1-Circuit
Black	L015B
White	L015W



X Connector

Used to join four sections of track together in an "X" configuration.

Color	1-Circuit
Black	L016B
White	L016W



Cover Plate

Used to cover an outlet box.

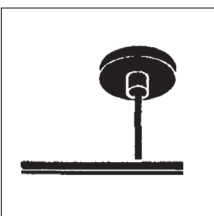
Color	1-Circuit
Black	L019B
White	L019W



End Plate

Used to end any open configuration of track.

Color	1-Circuit
Black	L024B
White	L024W



Stem Mount Kit

Used to mount track.

* Custom lengths available. Please consult factory.

Stem Length	1-Circuit
12"	SK12M
18"	SK18M
24"	SK24M
36"	SK36M